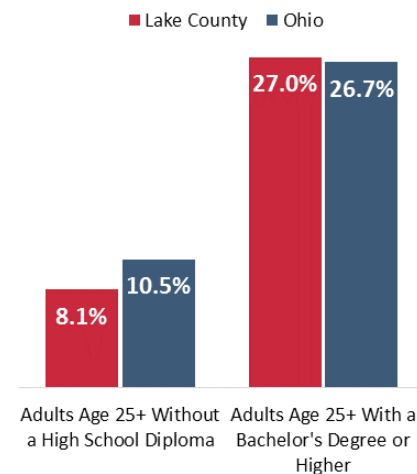




Demographics	Lake		Ohio
<b>Population</b>	<b>229,266</b>		<b>Ohio</b>
<i>Under age 18</i>	48,063	21.0%	22.8%
<i>Ages 18-64</i>	140,203	61.2%	61.7%
<i>Ages 65+</i>	41,000	17.9%	15.5%
<b>Race</b>	<b>Count</b>	<b>%</b>	<b>%</b>
<i>White</i>	211,270	92.2%	82.2%
<i>Black/African-American</i>	8,781	3.8%	12.3%
<i>Asian-American/Pacific Islander</i>	2,899	1.3%	2.0%
<i>American Indian/Alaska Native</i>	286	0.1%	0.2%
<i>Other race reported</i>	1,408	0.6%	0.8%
<i>Two or more races</i>	4,622	2.0%	2.6%
<b>Ethnicity</b>	<b>Count</b>	<b>%</b>	<b>%</b>
<i>Hispanic/Latino (of any race)</i>	9,018	3.9%	3.5%
<b>Disability Status</b>	<b>Count</b>	<b>%</b>	<b>%</b>
<i>With a disability</i>	27,819	12.2%	13.8%

## Educational Attainment

Research has shown that people with lower education attainment are more likely to struggle to find employment, and have poor health outcomes, compared to their more educated peers.



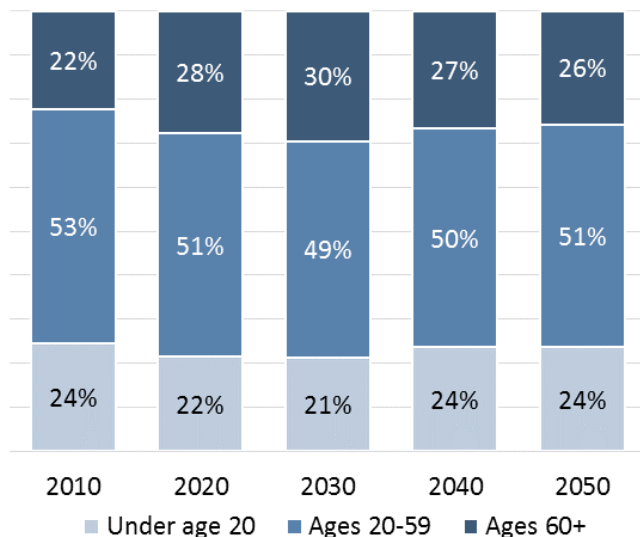
Source: 2012-2016 ACS 5-Year Estimates

Source: 2012-2016 ACS 5-Year Estimates

## Demographic Projections

By 2020, older adults will make up 28% of the population in the county, outnumbering children and teens.

Lake Population Projections, by Age Group

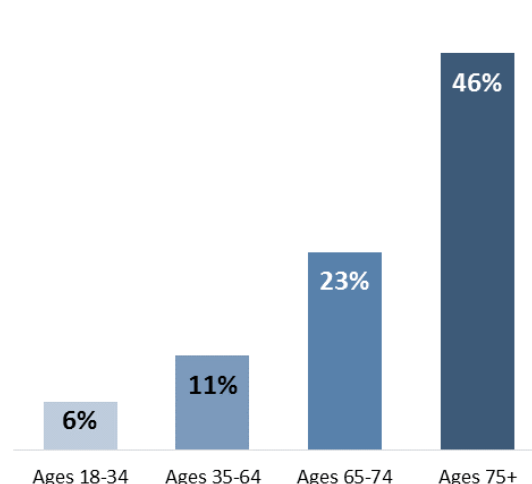


Source: Ohio Development Services Agency

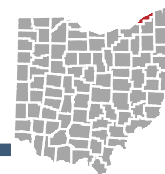
## Disability Status

As people age, they become increasingly likely to have a disability, which means they are more likely to need some kind of caregiving.

Percent of Lake Population Living with a Disability, by Age Group



Source: 2012-2016 ACS 5-Year Estimates



Income, Employment & Poverty	Lake		Ohio
Median Household Income	59,958		\$50,674
Employment (Ages 25-64)	%		%
Labor Force Participation Rate	82.7%		77.3%
Unemployment Rate	4.6%		5.9%
Income, Employment & Poverty	Count	%	%
Persons living below poverty	19,231	8.5%	15.4%
Children (Ages 0-17) below poverty	5,337	11.3%	22.1%
Families with children living below poverty	2,603	10.0%	19.0%
Older Adults (Ages 60+) below poverty	3,623	6.6%	8.6%
Persons in deep poverty (under 50% of poverty)	9,234	4.1%	7.1%
Persons in or near poverty (under 200% of poverty)	53,208	23.5%	33.3%


Source: 2012-2016 ACS 5-Year Estimates

## Poverty in perspective:

For a family of three (single parent, two kids) in Lake County, the **living wage is \$54,286** per year, **more than three times** what someone making **minimum wage** earns working 40 hours a week.



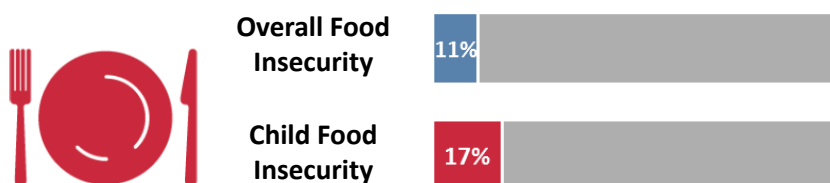
## Wages of Full Time Workers



Source: U.S. Census Bureau; MIT Living Wage Calculator

## Food Insecurity

There are **25,410 food insecure people** in Lake County, meaning they may need to make trade-offs between basic needs, such as housing or medical bills, and purchasing nutritionally adequate foods.



Source: Feeding America: Map the Meal Gap

## Child Poverty

About **1-in-9** Lake County **children live in poverty**.



Source: 2012-2016 ACS 5-Year Estimates

# Lake County



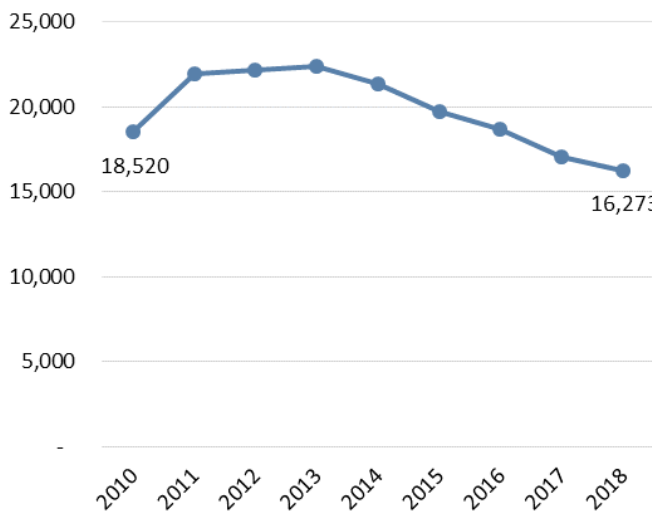
## SNAP (Food Stamps) – Nutritional Support

Providing nutritional support for Ohio’s most vulnerable populations, the **Supplemental Nutrition Assistance Program (SNAP)** seeks to provide a hunger safety net for Ohioans.



**16,273** Total SNAP recipients as of January, 2018  
**7%** Of County residents receive SNAP benefits

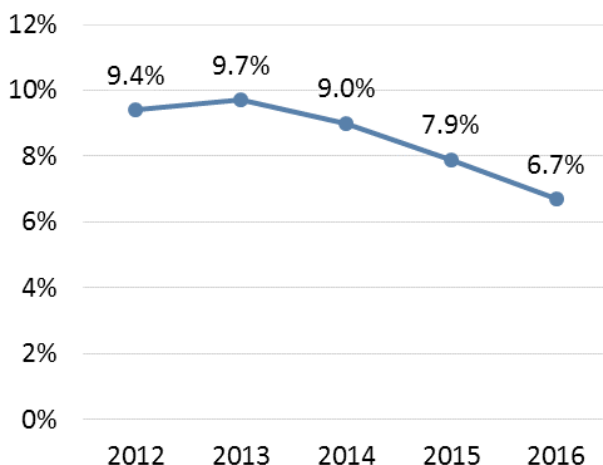
Lake County SNAP Recipients, 2010-2018



Source: Ohio Department of Job and Family Services PAMS Report

## Health Coverage

Since the implementation of the Affordable Care Act, the percent of **people who lack health coverage** in Lake County has **steadily declined**.



Source: ACS 5-Year Estimates for years 2012 through 2016

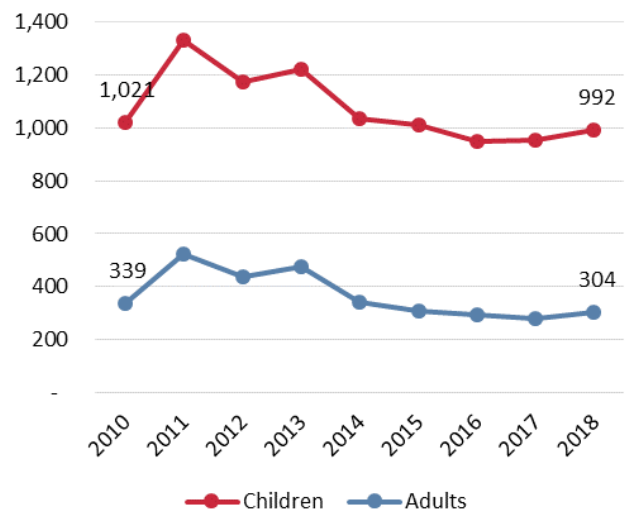
## Ohio Works First (OWF) – Cash Assistance

As a core part of Ohio’s Temporary Assistance for Needy Families (TANF) program, **OWF provides cash assistance** for up to 36 months to some of Ohio’s neediest families.



**1,296** Total OWF recipients as of January, 2018

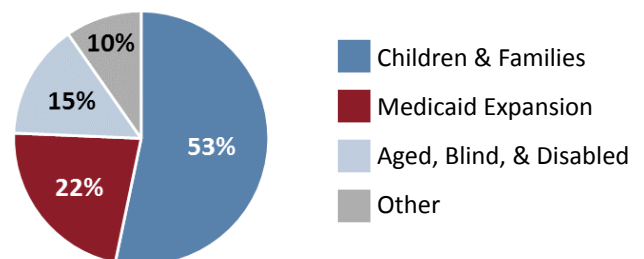
Lake County OWF Recipients, 2010-2018



Source: Ohio Department of Job and Family Services PAMS Report

## Medicaid

As of May, 2018, **36,659** individuals in Lake County are enrolled in Medicaid, accounting for **16%** of the total population.



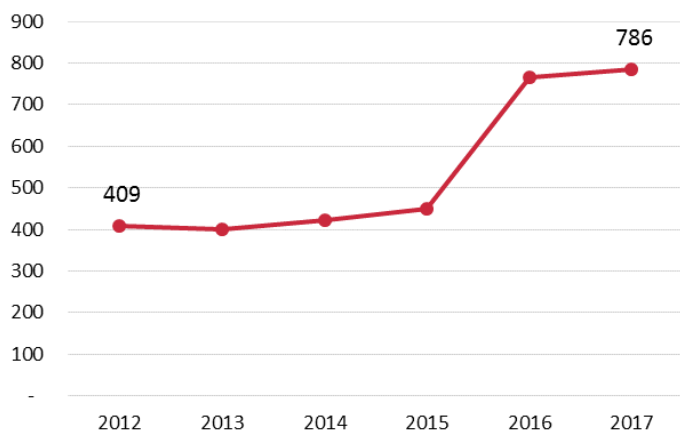
Source: Ohio Department of Medicaid; 2012-2016 ACS 5-Year Estimates



## Substance Use Disorders

Drug overdoses have **sharply increased** in recent years, which has had a profound impact on Ohio. While this growth is driven mostly by the **opioid crisis**, most other substance categories have also seen increases. And while drug overdose-related ER visits have risen dramatically, many individuals who overdose do not seek medical care.

Estimated Lake Drug Overdose-Related ER Visits, 2012-2017



Between 2014-2016, there were **211 Drug Overdose Deaths** in Lake County.



**18%** of Lake County adults reported **binge or heavy drinking** in the last 30 days. (2016)

Source: Summit County Health Department; EpiCenter

Source: County Health Rankings

## Health Indicators

	Lake	Ohio
<b>Diabetes Prevalence</b> <i>Percentage of adults age 20+ with diagnosed diabetes</i>	11.0%	11.5%
<b>Smoking</b> <i>Percentage of adults who are current smokers</i>	17.6%	22.5%
<b>HIV Prevalence</b> <i>Number of persons aged 13 years and older living with HIV per 100,000 population</i>	72.3	212.5
<b>Sexually Transmitted Infections</b> <i>Number of newly diagnosed chlamydia cases per 100,000 population</i>	276.6	489.3

Source: County Health Rankings

## Birth Outcomes

Ohio's **infant mortality** rate is higher than the nation's. Infant mortality **disproportionately impacts black babies**, who are nearly twice as likely as white babies to die before their first birthday.



Birth Outcomes	Lake	Ohio
<b>Infant Mortality Rate -</b> <i>Number of infant deaths before their first birthday, per 1,000 live births</i>	4.8	7.3
<b>Low Birth Weight -</b> <i>Percentage of live births under 5.5 pounds</i>	7.6%	8.5%
<b>Preterm Birth -</b> <i>Percentage of live births at less than 37 weeks</i>	10.7%	12.2%
<b>Teen Birth Rate -</b> <i>Number of births per 1,000 females ages 15-19</i>	13.9	24.8

Source: County Health Ranking; Ohio Department of Health