



City Of Wickliffe  
Lake County  
Year Ended: December 31, 2017  
Accounting Basis: GAAP

Preliminary 2017 Report

2017 Financial Health Indicators at a Glance:

1	2	3	4	5	6	7	8	9	10	11	12	13	14	15	16	17
Yellow	Yellow	Yellow	Green	Green	Yellow	Yellow	Yellow	Red	Green	Green	Green	Green	Green	Green	Green	Black

Critical Outlook Financial Health Indicators: 1

Cautionary Outlook Financial Health Indicators: 6

Ohio Revised Code Section 118.025 requires the Auditor of State to “develop guidelines for identifying fiscal practices and budgetary conditions, amongst municipal corporations, counties, and townships that, if uncorrected, could result in a future declaration of fiscal watch or emergency.” In addition to these fiscal caution guidelines, the Auditor of State has developed Financial Health Indicators (FHI). FHI are a series of financial information, percentages, and ratios gathered from annual financial statements, filed by the local governments, which are useful in predicting financial stability. FHI will be used to recognize early signs of fiscal stress at specific local governments and take a proactive approach to monitoring or assisting these local governments, rather than only a reactive approach after declaration of fiscal caution, watch, or emergency.

Seventeen (17) FHI have been identified as useful in determining signs of fiscal stress. In the preliminary report, 16 of the indicators are based on information derived from the entity’s prior audited and current unaudited financial statements submitted to the Auditor of State’s office. Indicator 17 is based on the results of the audit of the current financial statements and is; therefore, not considered in this preliminary report.

No individual FHI is of use in identifying overall fiscal stress. These indicators must be considered together to obtain insight as to whether or not an entity is experiencing the signs of fiscal stress. The entity should review, in detail, any individual FHI identified as having a critical or cautionary outlook to determine areas of potential concern that would require evaluation of goals/objectives in order to ensure fiscal stability is maintained.

In the pages that follow, you will find the detail of each Financial Health Indicator. The effects of implementation of GASB 68 for pensions have been removed from the applicable line items for consideration of Financial Health Indicators 1, 3, 13 and 16. Critical outlook indicators are identified in red, cautionary outlook indicators are identified in yellow, and positive outlook indicators are identified in green as described below:

**Critical Outlook:**

The more serious of the outcomes of the FHI analysis. An indicator with a Critical Outlook signals a potential high risk of fiscal stress. The entity should review the cause of the Critical Outlook indicator and consider steps necessary to alleviate the condition.

**Cautionary Outlook:**

Although not as serious as an FHI with a Critical Outlook, an indicator with a Cautionary Outlook signals a situation of which the entity should be aware. The entity should review the cause of the Cautionary Outlook indicator since, left unchecked, it could develop into a Critical Outlook indicator.

**Positive Outlook:**

This entity does not meet a Critical or Cautionary Outlook as defined above.

**Not Applicable:**

This entity did not report data for this indicator or the data for determination of the indicator is unavailable.

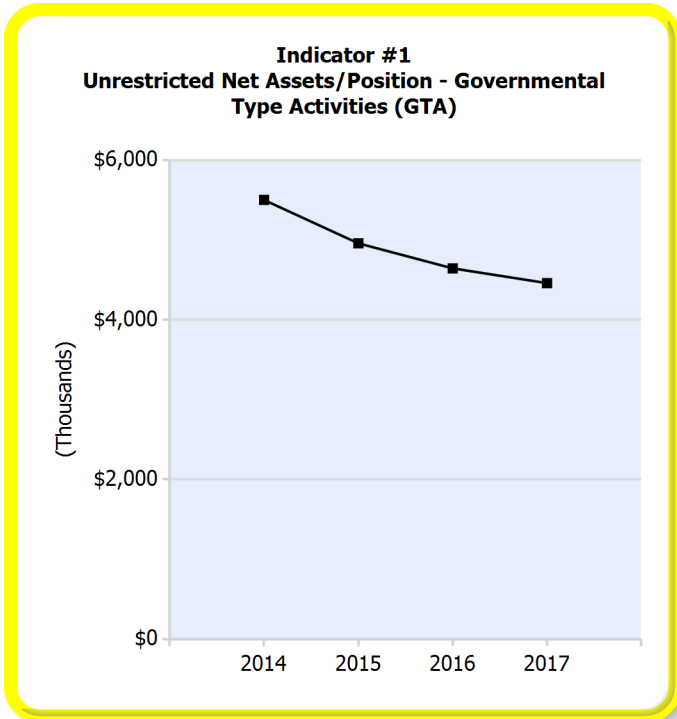
Please refer to the accompanying spreadsheet for calculation of the each Financial Health Indicator, the Financial Statement Data used in those calculations, and the type of audit opinion issued for audited financial statements.



City Of Wickliffe  
Lake County  
Year Ended: December 31, 2017  
Accounting Basis: GAAP

Preliminary 2017 Report

**Indicator #1 - Cautionary Outlook**



**Unrestricted Net Assets/Position of Governmental Type Activities (GTA)**

Unrestricted net assets/position represents the portion of net position that has no related liabilities or restriction as to use.

***Description of indicator and what it means:***

This indicator identifies when an entity has a declining or negative unrestricted net assets/position.

***Why is it important?***

This indicator identifies if net assets/position is available for unrestricted purposes. Although unrestricted net assets/position may not be in liquid form, it is important to have net assets/position available and unrestricted as to use. If an entity's unrestricted net assets/position is declining or is negative, it leaves little or no room for unexpected expenses; and therefore, is a sign of fiscal stress.

**Critical Outlook** – Zero or negative amount

**Cautionary Outlook** – Decline between the current and prior year by more than a 1%

**Indicator #2 - Cautionary Outlook**

**Unassigned Fund Balance of the General Fund**

Unassigned fund balance is the portion of fund balance that has no related liabilities or has not otherwise been obligated.

***Description of indicator and what it means:***

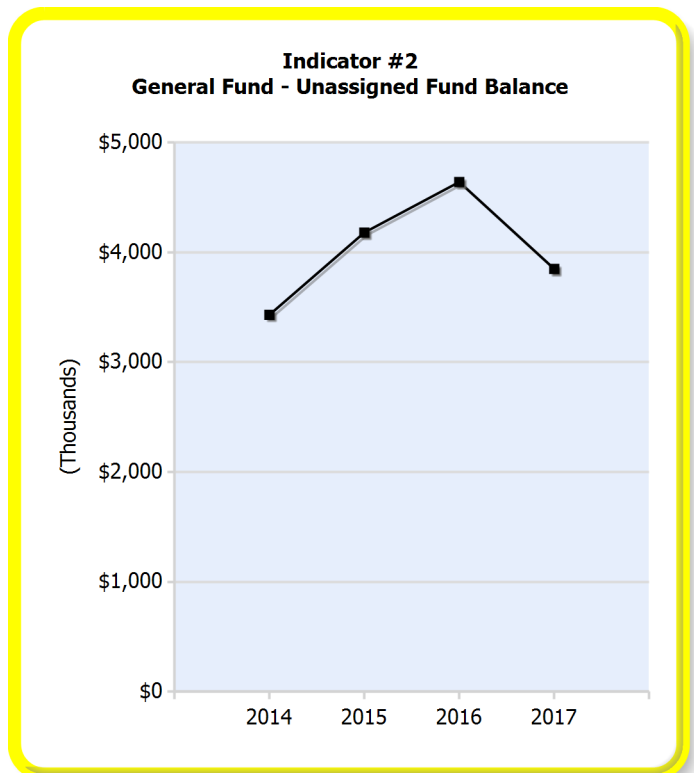
This indicator identifies when an entity has a declining or negative unassigned fund balance.

***Why is it important?***

This indicator identifies if fund balance is available for unrestricted purposes. Although unassigned fund balance may not be in liquid form, it is important to have fund balance available without restrictions as to use. If an entity's unassigned fund balance is declining or is negative, it leaves little or no room for unexpected expenses; and therefore, is a sign of fiscal stress.

**Critical Outlook** – Zero or negative amount

**Cautionary Outlook** – Decline between the current and prior year by more than a 1%





City Of Wickliffe  
Lake County  
Year Ended: December 31, 2017  
Accounting Basis: GAAP

Preliminary 2017 Report

### Indicator #3 - Cautionary Outlook

#### Change in Unrestricted Net Assets/Position - GTA

**Description of indicator and what it means:**

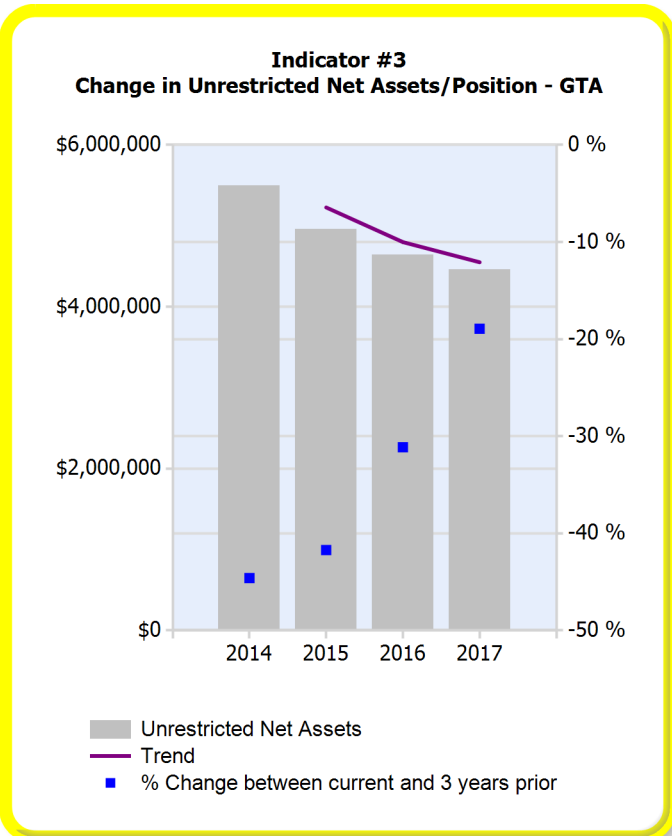
This indicator identifies changes (increases or decreases) in unrestricted net assets/position from the prior years to the current year and is useful in identifying local governments whose unrestricted net assets/position is deteriorating.

**Why is it important?**

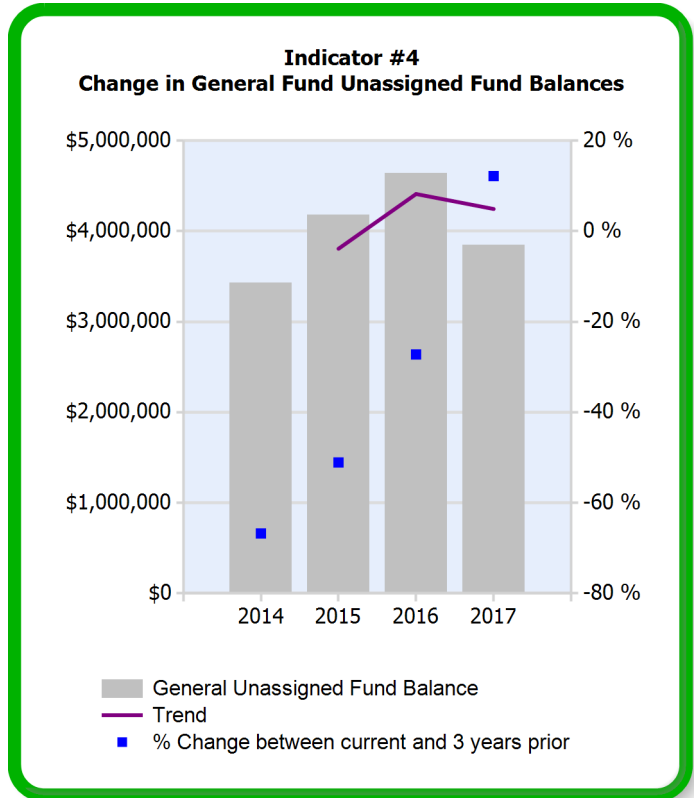
A declining unrestricted net assets/position can be a sign of fiscal stress. This indicator is important in identifying a trend of deteriorating unrestricted net assets/position as well as how rapidly it is deteriorating.

**Critical Outlook** – The current period and at least two of the previous three periods reflect a zero or negative amount **OR** a rapidly declining trend defined as a decline in each of the last 3 periods with a drop of greater than 20%

**Cautionary Outlook** – Declining trend defined as a decline in each of the last 3 periods with a drop of 10% to 20%



### Indicator #4 - Positive Outlook



#### Change in General Fund Unassigned Fund Balances

**Description of indicator and what it means:**

This indicator identifies changes (increases or decreases) in unassigned general fund balance from the prior years to the current year and is useful in identifying local governments whose unassigned general fund balance is deteriorating.

**Why is it important?**

A declining unassigned general fund balance can be a sign of fiscal stress. This indicator is important in identifying a trend of deteriorating unassigned general fund balance as well as how rapidly it is deteriorating.

**Critical Outlook** – The current period and at least two of the previous three periods reflect a zero or negative amount **OR** a rapidly declining trend defined as a decline in each of the last 3 periods with a drop of greater than 20%

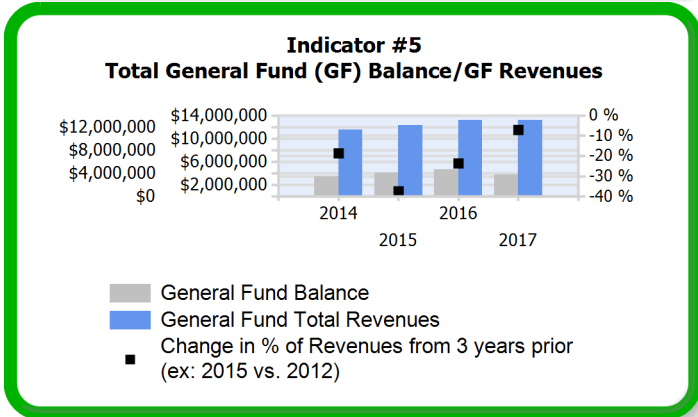
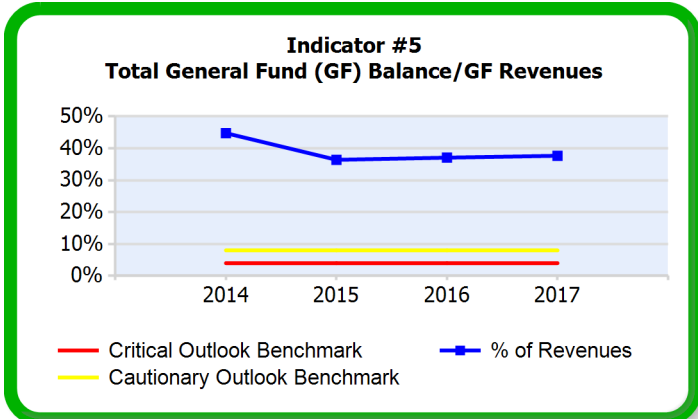
**Cautionary Outlook** – Declining trend defined as a decline in each of the last 3 periods with a drop of 10% to 20%



City Of Wickliffe  
Lake County  
Year Ended: December 31, 2017  
Accounting Basis: GAAP

Preliminary 2017 Report

**Indicator #5 - Positive Outlook**



**Total General Fund (GF) Balance/GF Revenues**

**Description of indicator and what it means:**

This indicator identifies reserves available in the General Fund. The larger the reserve the better the entity is able to absorb, in the short term, the impact of sudden revenue loss or significant increases in operating costs and begin planning financial adjustments.

**Why is it important?**

This indicator identifies a low reserve of fund balance even if Indicators 1 through 4 do not indicate negative unrestricted net assets/position or unassigned fund balance.

**Critical Outlook** – Negative percentage, very low percentage (<1/24th or 4%), **OR** if fund balance is less than a 2 month carryover (17%), a rapidly declining trend defined as a drop of 10% or greater over a 3 year period.

**Cautionary Outlook** – Low percentage (< 1/12th or 8%) **OR** if fund balance is less than a 2 month carryover (17%), a declining trend defined as a drop of 5% - 10% over a 3 year period **OR** if fund balance is less than 6 months (50%), a decline in each of the last 3 periods.

**Indicator #6 - Cautionary Outlook**

**Decline in General Fund Property Tax Revenue**

**Description of indicator and what it means:**

This indicator reflects the percentage change from year to year for property tax revenue.

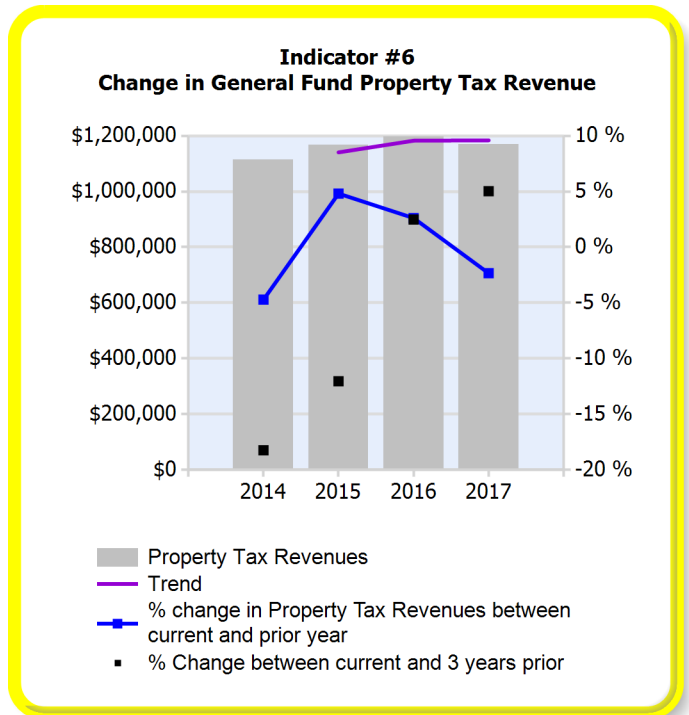
**Why is it important?**

This indicator reflects declines in property tax revenues and is an indication that an entity may be facing financial hardship due to declines in significant revenue sources. It also will reflect the need for additional sources of revenue to maintain stability.

**Critical Outlook** – If Property Tax Revenues represent 7-20% of Total General Fund Revenues(#), a trend of declining tax revenue over the last 3 years in excess of 20% **OR** if Property Tax Revenues represent greater than 20% of Total General Fund Revenues(#), a trend of declining tax revenue over the last 3 years in excess of 10%.

**Cautionary Outlook** – Decline in property tax revenue from the current to the prior year by more than 1%

# - Please refer the accompanying data sheet for the calculation of the % of total revenue





City Of Wickliffe  
Lake County  
Year Ended: December 31, 2017  
Accounting Basis: GAAP

Preliminary 2017 Report

**Indicator #7 - Cautionary Outlook**

**Decline in General Fund Income Tax Revenue**

**Description of indicator and what it means:**

This indicator reflects the percentage change from year to year for income tax revenues.

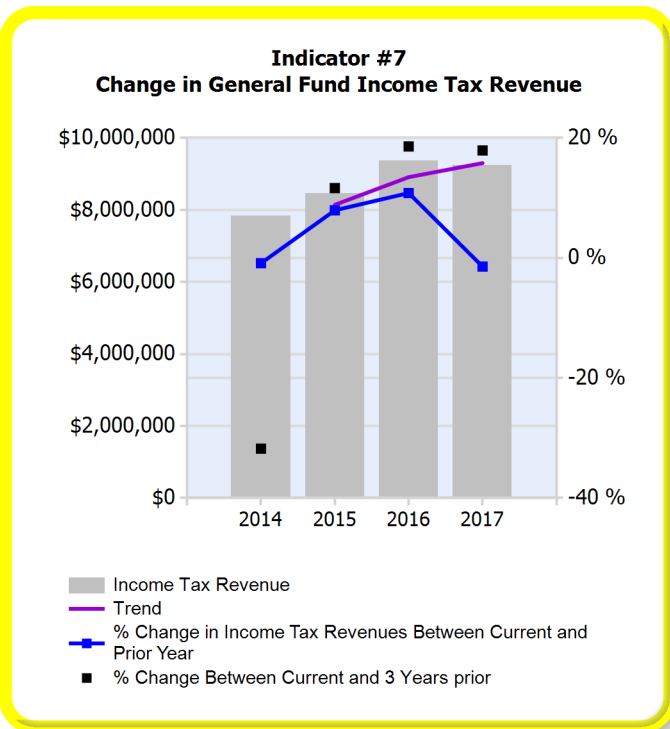
**Why is it important?**

This indicator reflects declines in this revenue type and is an indication that an entity may be facing financial hardship due to declines in significant revenue sources. It also will reflect the need for additional sources of revenue to maintain stability.

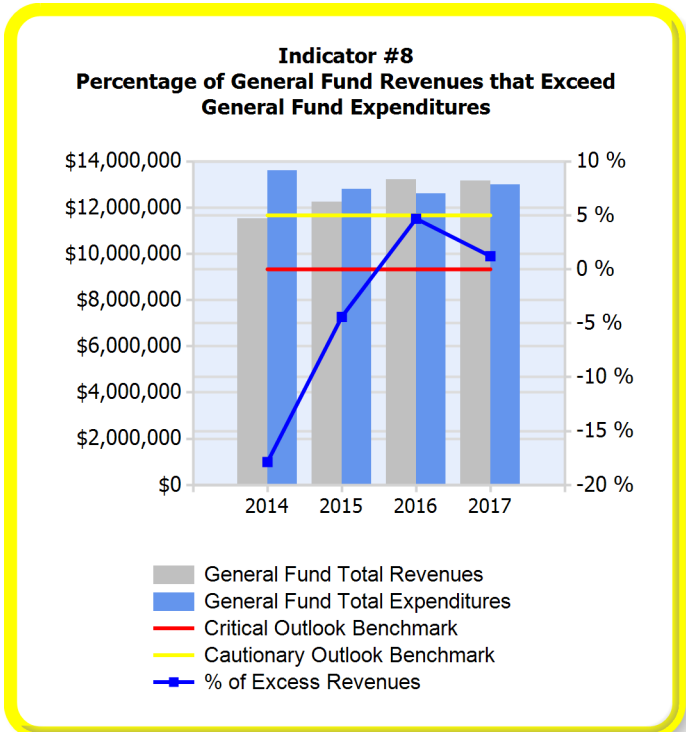
**Critical Outlook** – If Income Tax Revenues represent 7-20% of Total General Fund Revenues(#), a trend of declining tax revenue over the last 3 years in excess of 20% **OR** if Income Tax Revenues represent greater than 20% of Total General Fund Revenues(#), a trend of declining tax revenue over the last 3 years in excess of 10%

**Cautionary Outlook** – Decline in income tax revenue from the current to the prior year by more than 1%

# - Please refer the accompanying data sheet for the calculation of the % of total revenue



**Indicator #8 - Cautionary Outlook**



**Percentage of General Fund Revenues that Exceed General Fund Expenditures**

**Description of indicator and what it means:**

This indicator is calculated as total General Fund revenues less total General Fund expenditures, divided by total General Fund revenues. It will provide an indication of operating deficits and the size of the operating deficit compared to the current year budget. An operating deficit is the difference between revenues and expenditures. If expenditures exceed revenues, an operating deficit exists.

**Why is it important?**

This indicator is important because it reflects if an operating deficit exists, but also emphasizes the size of the deficit as compared to the current year's budget. This is an indication of the shortage in the current budget. A trend of operating deficits indicates potential financial hardship.

**Critical Outlook** – Negative percentage

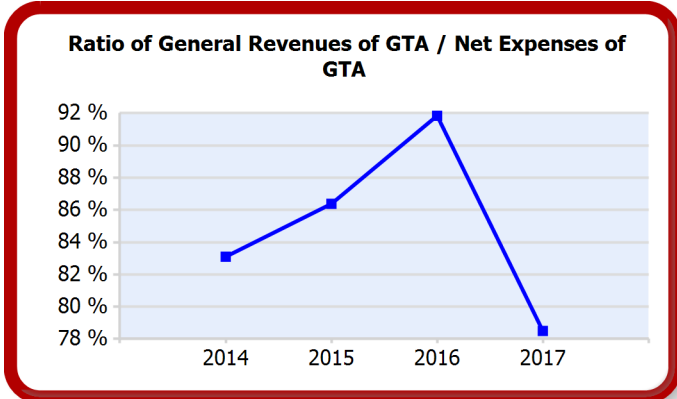
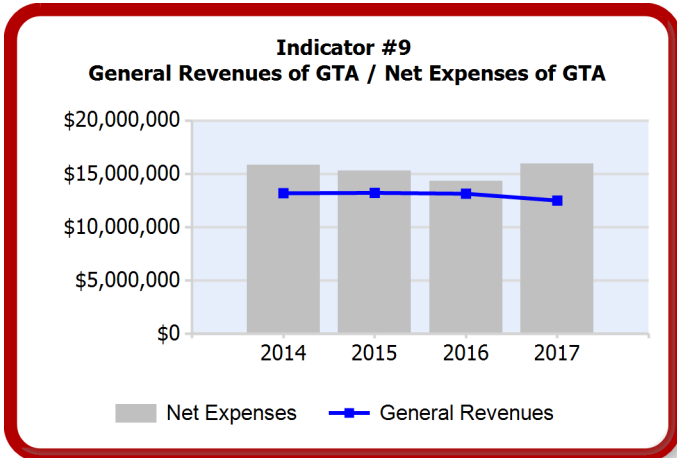
**Cautionary Outlook** – Low percentage (< 1/20th or 5%)



City Of Wickliffe  
Lake County  
Year Ended: December 31, 2017  
Accounting Basis: GAAP

Preliminary 2017 Report

**Indicator #9 - Critical Outlook**



**General Revenues of GTA / Net Expenses of GTA**

**Description of indicator and what it means:**

The ratio of this indicator reflects coverage of net expenses by general revenues. This indicator determines if, on a government-wide basis, expenses are exceeding revenues. For example, local taxes, unrestricted revenues (e.g. investment earnings) and unrestricted grants should be sufficient to meet expenses not covered by program revenues. Net Expense is total expense less program revenues. Program revenues include charges for services (e.g. fees and fines), operating grants and capital grants.

**Why is it important?**

This indicator is important to be aware if a shortage in revenues to cover expenses exists. A declining trend would indicate fiscal stress.

**Critical Outlook** – Ratio less than 100%

**Cautionary Outlook** – Declining trend of at least 3 years

**Indicator #10 - Positive Outlook**

**General Fund Intergovernmental Revenues as a Percentage of Total General Fund Revenues**

**Description of indicator and what it means:**

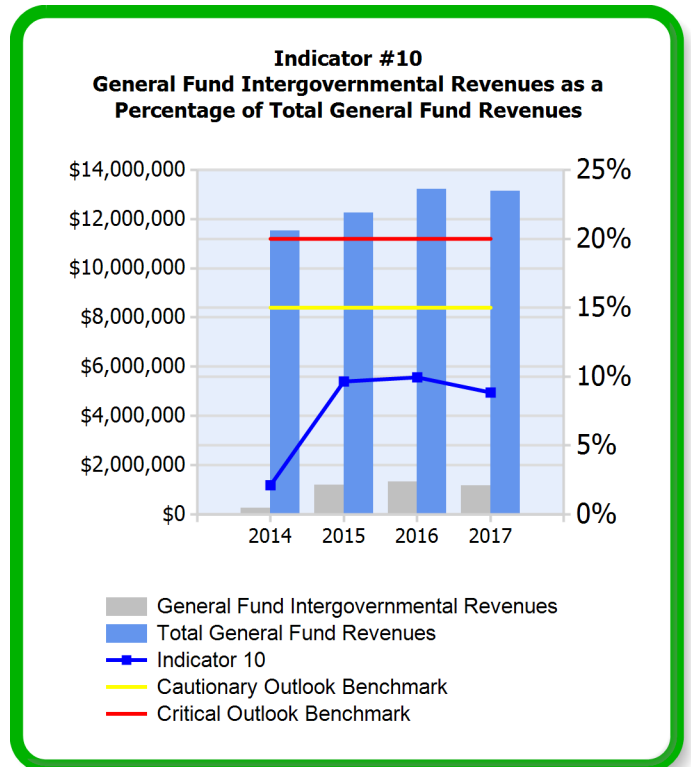
This indicator will reflect an over-reliance on intergovernmental revenues which are subject to state and federal budget cuts. A high percentage suggests the entity is heavily reliant on external governmental organizations for grants, entitlements, or shared revenues; and therefore, vulnerable to decreases in these revenue sources.

**Why is it important?**

It is important to be aware of the percentage of total revenues that are not considered "own-source," or local sources of revenue. Understanding the percentage of total revenues derived from intergovernmental sources is important when trying to maintain fiscal stability while dealing with an economic downturn.

**Critical Outlook** – Ratio greater than 20%

**Cautionary Outlook** – Ratio between 15% - 20%





City Of Wickliffe  
Lake County  
Year Ended: December 31, 2017  
Accounting Basis: GAAP

Preliminary 2017 Report

### Indicator #11 - Positive Outlook

#### Condition of Capital Assets

**Description of indicator and what it means:**

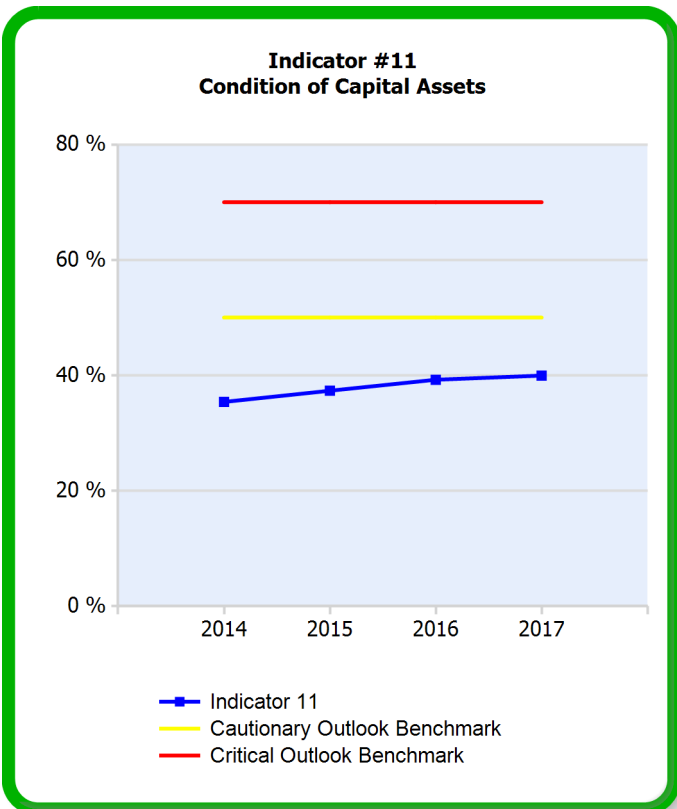
This indicator is accumulated depreciation as a percentage of depreciable capital assets. This indicator will identify apparent situations in which repair or replacement of the local government's capital assets will be necessary. A high percentage indicates capital assets replacement is imminent, and the entity may be delaying replacement of capital assets or significant repairs for cash flow purposes.

**Why is it important?**

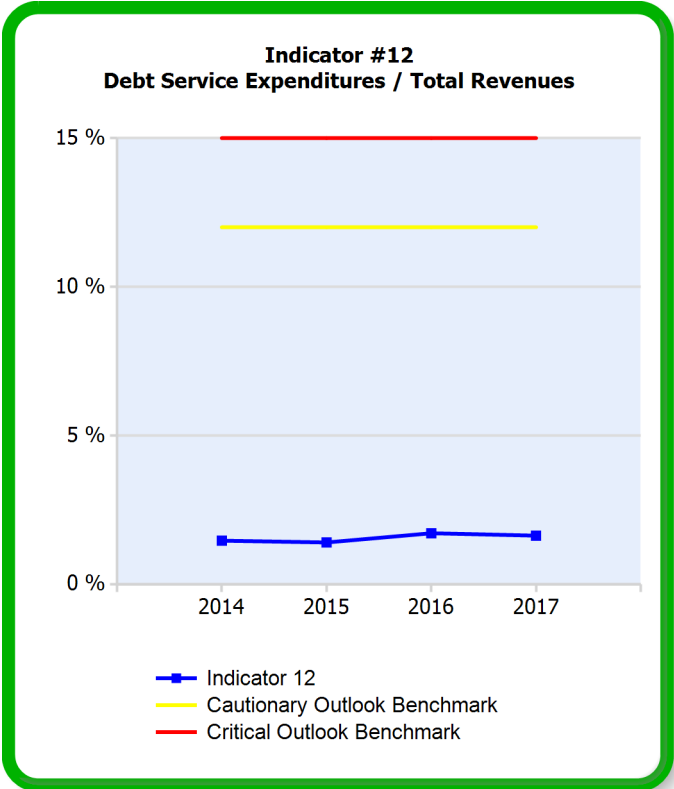
When an entity delays improving or replacing capital assets in order to maintain cash flows for other purposes, improvements and replacements become absolutely necessary and may contribute to financial hardship on an already strained budget.

**Critical Outlook** – Ratio greater than 70%

**Cautionary Outlook** – Ratio between 50% - 70%



### Indicator #12 - Positive Outlook



#### Debt Service Expenditures / Total Revenues

**Description of indicator and what it means:**

This indicator is total debt service expenditures divided by total revenues (for all governmental funds). This indicator identifies the percentage of the budget used/needed for repayment of debt.

**Why is it important?**

Higher debt service expenditures to total revenues is unfavorable since the entity spends more of its current budget on debt repayment. An increasing trend of debt service expenditures to total revenues may mean the percentage of budget dedicated to debt payments is increasing; and therefore, less revenue will be available for capital asset repair/replacement or meeting current operating demands.

**Critical Outlook** – Ratio greater than 15%

**Cautionary Outlook** – Ratio between 12% - 15%



City Of Wickliffe  
Lake County  
Year Ended: December 31, 2017  
Accounting Basis: GAAP

Preliminary 2017 Report

**Average Daily Expenses or Expenditures Ratio  
(Indicators 13, 14 & 15)**

**Description of indicator and what it means:**

Indicators 13, 14 and 15 identify the number of days the local government's unrestricted net assets/position, unassigned fund balance, and cash and investments will sustain the entity. The indicators are based on the daily average expenses/expenditures.

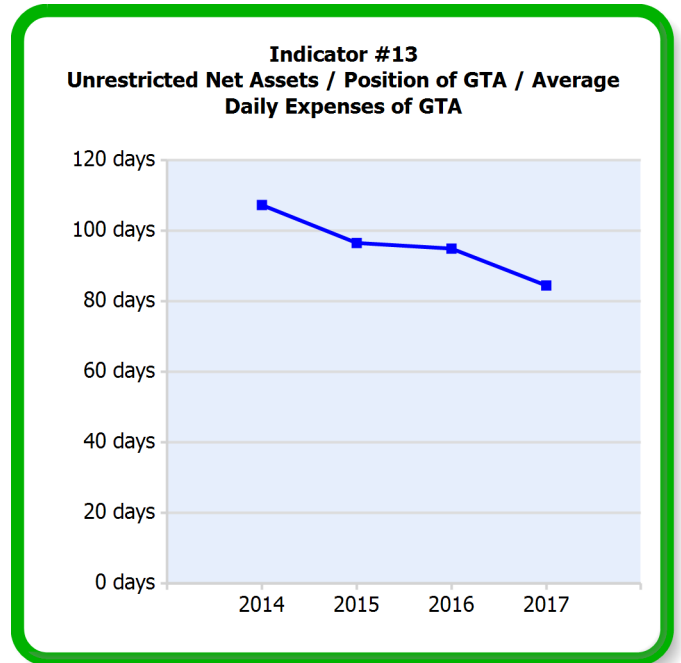
**Why is it important?**

These indicators are important because they identify the number of days the entity may operate using their unrestricted net assets/position, unassigned fund balance, and cash and investments. The fewer days the entity can operate, the more financial stress they are under. These indicators provide an early indication of an entity's need to adjust their financial/expenditure planning.

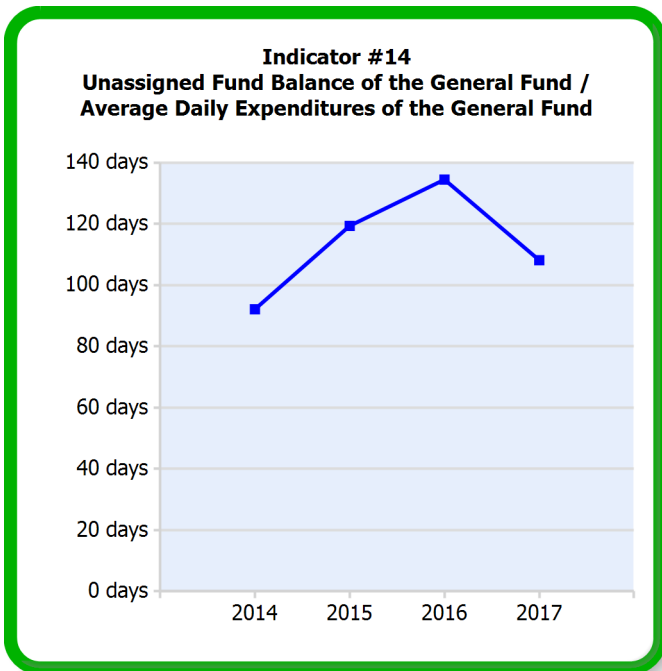
**Critical Outlook**– Zero days or below

**Cautionary Outlook** – Less than 30 days

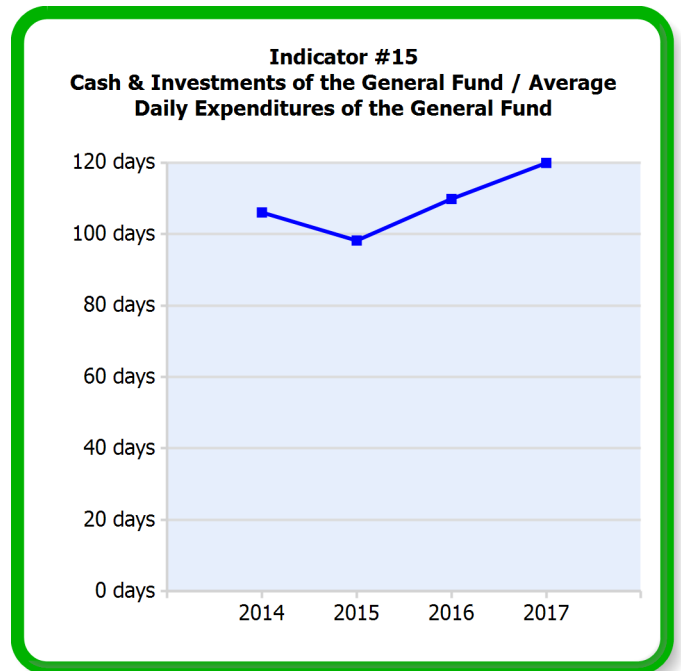
**Indicator #13 - Positive Outlook**



**Indicator #14 - Positive Outlook**



**Indicator #15 - Positive Outlook**





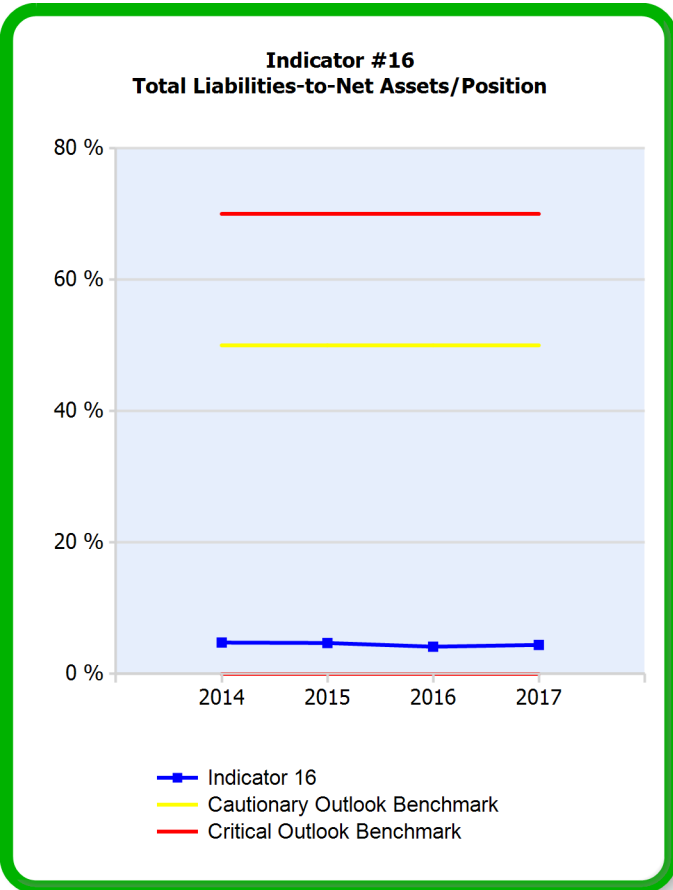


City Of Wickliffe  
Lake County  
Year Ended: December 31, 2017  
Accounting Basis: GAAP

Preliminary 2017 Report

**Indicator #16 - Positive Outlook**

**Indicator #17 - Not Applicable (Preliminary Report)**



**Budgetary Non-Compliance and/or Unreconciled/Unauditable Financial Records?**

**Description of indicator and what it means:**  
This indicator identifies if an entity's recent audit reports include budgetary non-compliance and/or unreconciled/unauditable financial records. Results are presented for the four (4) most recently audited years; however, the indicator #17 determination is only based on the current and prior two (2) audited years.

**Why is it important?**  
This indicator will reflect if an entity is not complying with Ohio budgetary law and/or proper accounting methods. Maintaining accurate, reconciled accounting records and adherence to Ohio budgetary law is a significant factor in maintaining fiscal stability.

**Critical Outlook** – Direct and material audit finding(s) described above for the current and prior two audit years

**Cautionary Outlook** – Direct and material audit finding(s) described above for the current audited year

**Total Liabilities-to-Net Assets/Position**

**Description of indicator and what it means:**  
This indicator is the ratio of total liabilities of GTA divided by total net assets/position of GTA and indicates the percentage of every dollar of resources available for providing public services that is owed by the entity.

**Why is it important?**  
This indicator identifies entities that are overextended in terms of the percentage of every dollar which is owed to others.

**Critical Outlook** – Negative ratio (which indicates negative net assets) OR ratio greater than 70%

**Cautionary Outlook** – Ratio between 50% - 70%



**DAVE YOST**  
OHIO AUDITOR



**Financial  
Health  
Indicators**

*City Of Wickliffe  
Lake County  
Year Ended: December 31, 2017  
Accounting Basis: GAAP*

Preliminary 2017 Report

## QUESTIONS ?

---

More detailed information regarding the Financial Health Indicators can be found on our website at  
<https://ohioauditor.gov/FHI/default.html>

If you have additional questions, please email: [FHIndicators@ohioauditor.gov](mailto:FHIndicators@ohioauditor.gov)

or contact:

Ohio Auditor of State's Office  
88 E. Broad St.  
Columbus, Ohio 43215

.....