


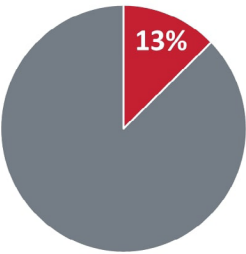
# Status of Women

## Geauga County

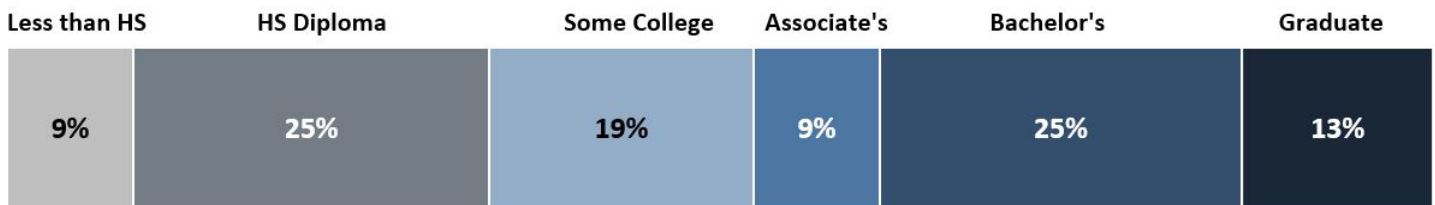


THE CENTER FOR  
COMMUNITY SOLUTIONS  
EST. 1913  
RESEARCH • ANALYSIS • ACTION



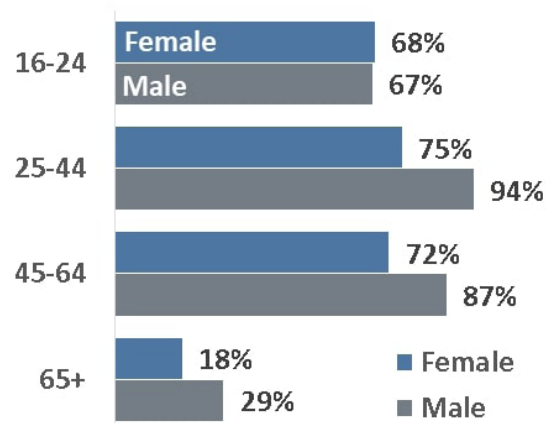
Demography Highlights	Geauga		Ohio	Households with Children
<b>Population of women<sup>^</sup></b>	<b>47,675</b>	<b>%</b>	5,923,675	<b>Households with Children, Female Headed</b>  
<i>Children (under age 18)</i>	11,080	23.2%	21.7%	
<i>Childbearing Age (18-44)</i>	12,454	26.1%	33.4%	
<i>Middle Age (45-64)</i>	14,661	30.8%	27.3%	
<i>Senior (65+)</i>	9,480	19.9%	17.6%	
<b>Race &amp; Ethnicity</b>	<b>Count</b>	<b>%</b>	<b>%</b>	<b>Female-headed households</b> are more than twice as likely as all Ohio households to live in poverty.
<i>White</i>	45,956	96.4%	81.7%	
<i>Black/African-American</i>	648	1.4%	12.6%	
<i>Other race reported</i>	1,071	2.2%	5.8%	
<i>Hispanic/Latino (of any race)</i>	657	1.4%	3.4%	

**Educational Attainment** Higher educational attainment among women is associated with higher wages, lower rates of domestic abuse and healthier families.




### Workforce Indicators

**Labor Force Participation, by Age<sup>^</sup>**  
**Labor force participation** describes the proportion of people who are employed or seeking employment, compared to the total population in that age range.




### Gender Wage Ratio




The median earned income for women is **\$47,763**. On average, women earn **\$0.76** of every dollar that men earn in Geauga County, and half of working women earn even less.



**About 1 in 5 Geauga County STEM jobs** – in science, technology, engineering or math – are held by women.



### Civic Representation

-  **91%** of eligible women are registered to vote
-  **66%** of registered women voted in the 2018 election
-  **27%** of elected officials in the county are women

<sup>^</sup> age ranges within this fact sheet reflect youth, childbearing years, middle and older age

Sources: 2017 ACS 5-Year Estimates; MatriotsOhio.com; TargetSmart

# Status of Women

## Geauga County

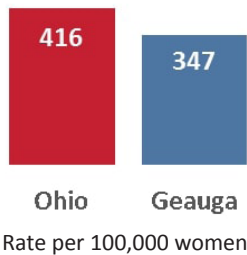
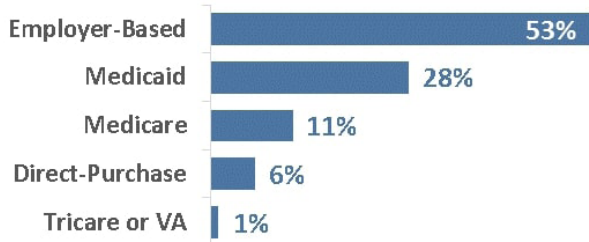


### Health & Wellness Indicators



Women in the county **do not have** access to a safety net health center that is community-based and provides services to all residents, including those without insurance.

**86.9%** of working-age women in Geauga County have health insurance.



The **age-adjusted chronic disease mortality rate for women in the county is lower than** for women across the state. This mortality rate includes cancers, stroke, diabetes, kidney disease, lower respiratory disease and heart disease.


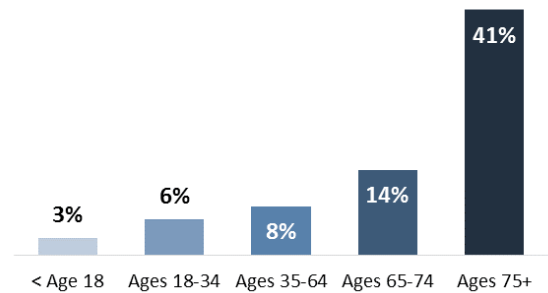
### Maternal Health

**Teen pregnancies** are overwhelmingly unplanned and impact education completion and future earnings. **Preterm birth is associated with maternal smoking, infection, chronic disease and chronic maternal stress** and is a driver of infant mortality.

	Geauga	Ohio
<b>Preterm Birth</b> <i>percent of live births at &lt;37 weeks</i>	8.6%	12.2%
<b>Teen Birth Rate</b> <i>births per 1,000 females, ages 15-19</i>	6.7	24.8

### Women Living with a Disability, by Age<sup>^</sup>

As women age, their **rate of disability** increases, rendering them more likely to need caregiving and less able to play this role in their families.



**Cervical cancers** are largely preventable and can be diagnosed early by Pap tests. Yet about **6 in 10** diagnoses of cervical cancer among women in the county are late stage, when risk of mortality is higher.

Poverty	Geauga			Ohio
	Women - Count	Women %	Men %	Women %
<i>Living below poverty (total)<sup>^</sup></i>	3,220	6.8%	6.2%	16.2%
<i>Children (under age 18)</i>	990	9.0%	8.6%	21.4%
<i>Childbearing Age (18-44)</i>	962	7.7%	6.7%	20.3%
<i>Middle Age (45-64)</i>	702	4.8%	5.1%	11.3%
<i>Senior (65+)</i>	566	6.3%	4.1%	9.5%
<i>Living in deep poverty</i>	1,366	2.9%	2.2%	7.4%

<sup>^</sup> age ranges within this fact sheet reflect youth, childbearing years, middle and older age

Sources: 2017 ACS 5-Year Estimates; Ohio Cancer Incidence Surveillance System; OhioCHC.org; Ohio Bureau of Vital Statistics, ODH