



School Report Cards

District Home

Superintendent

Christopher J. Rateno

Phone

(440) 352-0668

Address

585 Riverside Dr

Painesville, OH 44077-5323

County

Lake

Career Technical Planning District

Directory information current as of the 2024-2025 Report Card

Auburn JVSD CTPD (/ctpd/overview/200052)

publication date.

Additional information can be found on the **district's profile page** (<http://www.riversidelocalschools.com/Newletters.aspx>).

By clicking this link you will leave the Ohio Department of Education and Workforce's website, and the Department is not responsible for any external site's content.

Achievement

★★★★☆

The Achievement

Component is a measure of how well students performed on state tests.

Exceeds state standards in academic achievement

Progress

★★★★☆

The Progress Component is a

measure of the growth students are making based on their past performance.

Significant

evidence that the district fell short of student growth expectations.

Gap Closing

★★★★☆

The Gap Closing Component

is a measure of the reduction in educational gaps for student groups.

Exceeds state

standards in closing educational gaps

82.2% Graduation

The Graduation Component is a measure of the four-year adjusted cohort graduation rate and the five-year adjusted cohort graduation rate.



Exceeds state standards in graduation rates

NRO Overall Gifted Literacy

The Early Literacy Component is a measure of reading improvement and proficiency for students in kindergarten through third grade.



Meets state standards in early literacy (K-3).

204 College, Career, and Workforce, and Military Readiness

The College, Career, Workforce, and Military Readiness Component is a measure of how prepared Ohio's students are for future opportunities, whether training in a technical field or preparing for work or college.



Meets state standards in college, career, workforce, and military readiness.

Graduation Rates

96.6% of students graduated in 4 years
93.1% of students graduated in 5 years

Early Literacy

73.7%

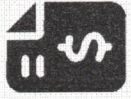
30

40



Special Education Profiles

Link to Profile Reports on IDEA Indicators




Financial Data

School and District Spending and Source of Funds Data

(<https://www.edresourcesohio.org/oec/publicProfileSummary.php>)

(/district/finance/047894)



National Assessment of Education Progress in Ohio

Link to Ohio's NAEP Snapshot




Student Opportunity Profile

Student Opportunity Profile

(<https://education.ohio.gov/Topics/Testing/National-and-International-Testing/National-Assessment-of-Educational-Progress-in-Ohio>)

(/district/profile/047894)



High School & CTE Feedback Reports

Link to external High School & CTE Feedback Reports - COMING SOON

(/district/047894)

Your District's Students

Enrollment	Chronic Absenteeism Rate	4-Year Graduation Rate	Number of Schools
4,002	22.9%	96.6%	6

Number of Recently Arrived English Learner Students (excluded from accountability for two years):25

Your District's Teachers

Attendance Rate	Average Salary	Avg. Years of Experience	Lead or Senior Teachers
93.8%	\$77,828	17	0

Your District's Schools

Schools	Overall Rating	Achievement	Progress	Gap Closing	Graduation Rate	Early Literacy	CCWM Readiness
Buckeye Elementary School (/school/home/004101)	4.5	4	5	5		2	
Henry F Lamuth Middle School (/school/home/061895)	3	3	2	3			
Melridge Elementary School (/school/home/024141)	4	4	4	5		2	
Parkside Elementary School (/school/home/020180)	4.5	5	3	5		4	
Riverside Jr/Sr High School (/school/home/031989)	3.5	3	2	3	4		3
Riverview Elementary School (/school/home/014845)	4	4	3	3		3	