


Lake County
Criminal
Comprehensive Plan
2026



by Craig A. Berry
Chairman
Lake County Corrections Board

Lake County is located in the northeast portion of Ohio along the shores of Lake Erie and bordering Cuyahoga, Geauga, and Ashtabula Counties. Although geographically the smallest of the state's 88 counties, Lake County's population is the eleventh largest in the state at over 232,360 as of the 2024 census.

The city of Painesville, with approximately 20,300 residents, serves as the county seat. A majority of Lake County's population is west of Painesville in Mentor, Eastlake, and Willoughby. The eastern half of the county is rural and primarily consists of residential developments, farmland, and small villages.



The area is characterized as having a fairly homogenous population and sound economy. Residents are predominantly Caucasian at 85%, with African Americans and Hispanic populations each at 5%. Others, such as Asian and two or more races, make the other 5%. There is 51% female population in Lake County with the average age in Lake County being 44.5 years old. The residents of Lake County at age 65 or older make up 21.1%, while residents under the age of 18 are at 19.5%. From the age of 18 to 64 this population is at 59.4%, and 53% of Lake County residents are married. Of the residents in Lake County 95.2% have a high school degree or higher. Almost 62% of individuals live in a family household. Home ownership is commonplace (78%) and the median home value is \$234,000, while in the year 2012 it was \$75,000. Median family income is more than \$84,604 while in the year 2012 it was \$57,000 a year. According to the census, 5.9% of families are below poverty level, while in the year 2012 it was at 3.5%. Both the unemployment and poverty rates are less than state and national figures.

Lake County Corrections Board

The Lake County Community Corrections Board (LCCCB) is a local correction planning board established by Ohio Revised Code (ORC) Section 5149.34. The LCCCB is responsible for establishing a comprehensive plan for the development, implementation, and operation of corrections services in Lake County. It is also responsible for the review and approval of state and federal funds allocated to these services. Membership includes representatives from law enforcement, courts, jails, city and county governments, as well as mental health and substance abuse service providers who are approved by the Board of County Commissioners. Per ORC Section 5149.34 (B) "Each local correction planning board established pursuant to division (A) of this section shall adopt within eighteen months after its establishment, and from time to time shall revise, a comprehensive plan for the development, implementation, and operation of corrections services in the county." In compliance with this statutory requirement, the LCCCB has updated its Strategic Plan during the year 2026.

The mission of the Lake County Corrections Board is to enhance public safety through the unification and coordination of correctional services in the county. The board, which was formed in 1989, consists of key policymakers which include county commissioners, municipal and common pleas judges, law enforcement personnel, and other public officials. Initially, the members joined together to open communication and foster resolutions among the branches of the system. Shortly thereafter, the corrections board began to pursue avenues of enhancing the county's corrections program through strategic planning.

Lake County Corrections Board Goals

- **Protect the safety of the community by holding offenders accountable for their criminal acts.**
- **Meet and exceed all required standards of the Lake County Adult Detention Facility.**
- **Render effective community-based correctional services which promote rehabilitation and restore the individual to a productive lifestyle, thereby reducing recidivism.**
- **Continue to provide information that is data driven to justify the construction of a new safety center.**
- **Facilitate communication between social service agencies and departments at all levels of the criminal justice system.**
- **Monitor and adapt to changes in the state and local criminal justice system.**
- **Develop county-wide data collection and reporting to accurately and consistently measure and report outcomes among all Lake County criminal justice agencies.**
- **Implement fair, just, and appropriate sanctions for offenders that convey a clear message of expected behavior modification.**
- **Fulfill all criminal justice guidelines established by the State of Ohio, including the reduction of persons committed to prison.**
- **Create cost-effective, fiscally responsible Community Corrections Programs.**

Community Corrections Planning

Senate Bill 2, enacted in 1996, shifted the responsibility of sanctioning offenders from the state to local communities. The new sentencing guidelines favored community-based penalties as an alternative to imprisonment for many offenders. Communities, as a result, were required to address the changes through analysis and appropriate planning. For this reason, the Lake County Corrections Board has conducted an assessment of the criminal justice system on an annual basis. The findings of the evaluation are used to determine local programming needs and to facilitate their implementation.

2026 Lake County Community Correction Board

Craig A. Berry, Chairman

Judge Vincent A. Culotta

Judge John P. O'Donnell

Judge Patrick J. Condon

Judge Jeffrey W. Ruple

Judge Mark J. Bartolotta

Judge Michael L. DeLeone

Judge Colleen A. Falkowski

Judge Paul Malchesky

Judge John Trebets

Judge Marisa Cornachio

Prosecutor Charles E. Coulson

Public Defender Vanessa Clapp

Sheriff Frank Leonbruno

Chief Deputy Robert Izzo

Commissioner John T. Plecnik

Commissioner Morris W. Beverage III

Commissioner Morgan R. McIntosh

Chief Ken Gunsch

Captain Eric Vanjo

Captain Scott Simpson

County Administrator Jason Boyd

Director Jake Jones

Superintendent Elfie Roman

Director Kim Fraser

Ivone Brickell

Kimberly Randelson

Components of the Criminal Justice System

The Lake County Criminal Justice Comprehensive Plan provides an overview of the various agencies, departments, and courts dedicated to the preservation of public safety. Below is a list of the criminal justice components operating in Lake County.

LAW ENFORCEMENT (23 agencies)

- ◆ Lake County Sheriff's Office
- ◆ Lake County Narcotics Agency
- ◆ Lake County Metroparks
- ◆ Ohio State Highway Patrol, Chardon Post
- ◆ Local Police Departments:
 - Eastlake
 - Fairport Harbor
 - Grand River
 - Kirtland
 - Kirtland Hills
 - Lakeland Community College
 - Madison Township
 - Madison Village
 - Mentor
 - Mentor-on-the-Lake
 - North Perry Village
 - Painesville
 - Perry Village
 - Timberlake
 - Waite Hill
 - Wickliffe
 - Willoughby
 - Willoughby Hills
 - Willowick

COURTS (20 Courts)

- ◆ Court of Common Pleas
 - General Division (4 Judges)
 - Juvenile Division (1 Judge)
 - Domestic Relations (1 Judge)
 - ◆ Municipal Courts
 - Mentor Municipal Court (1 Judge)
 - Painesville Municipal Court (1 Judge)
 - Willoughby Municipal Court (1 Judge)
 - ◆ Mayor's courts (11 total)
-

COURT ATTORNEYS

- ◆ Lake County Prosecutor's Office
- ◆ Lake County Office of the Public Defender

DETENTION FACILITIES (12 Facilities)

- ◆ Lake County Adult Detention Facility (full service jail)- capacity 369
- ◆ Lake County Juvenile Detention Facility- capacity 40
- ◆ Eastlake Municipal Jail (5 day)- capacity 10
- ◆ Kirtland Municipal Jail (8 hour)- capacity 3
- ◆ Mentor Municipal Jail (5 day)- capacity 10
- ◆ Mentor-on-the-Lake Municipal Jail (5 day)- capacity 1
- ◆ Painesville Municipal Jail (temporary hold facility)- capacity 5
- ◆ Wickliffe Municipal Jail (5 day)- capacity 6
- ◆ Willoughby Municipal Jail (5 day)- capacity 8
- ◆ Willoughby Hills Municipal Jail (5 day)- capacity 4
- ◆ Willowick Municipal Jail (5 day)- capacity 4

PROBATION DEPARTMENTS (5 departments)

- ◆ Lake County Adult Probation Department
- ◆ Lake County Juvenile Probation Department
- ◆ Mentor Municipal Probation Department
- ◆ Painesville Municipal Probation Department
- ◆ Willoughby Municipal Probation Department

CORRECTIONAL ALCOHOL & DRUG TREATMENT PROGRAMS (2 programs)

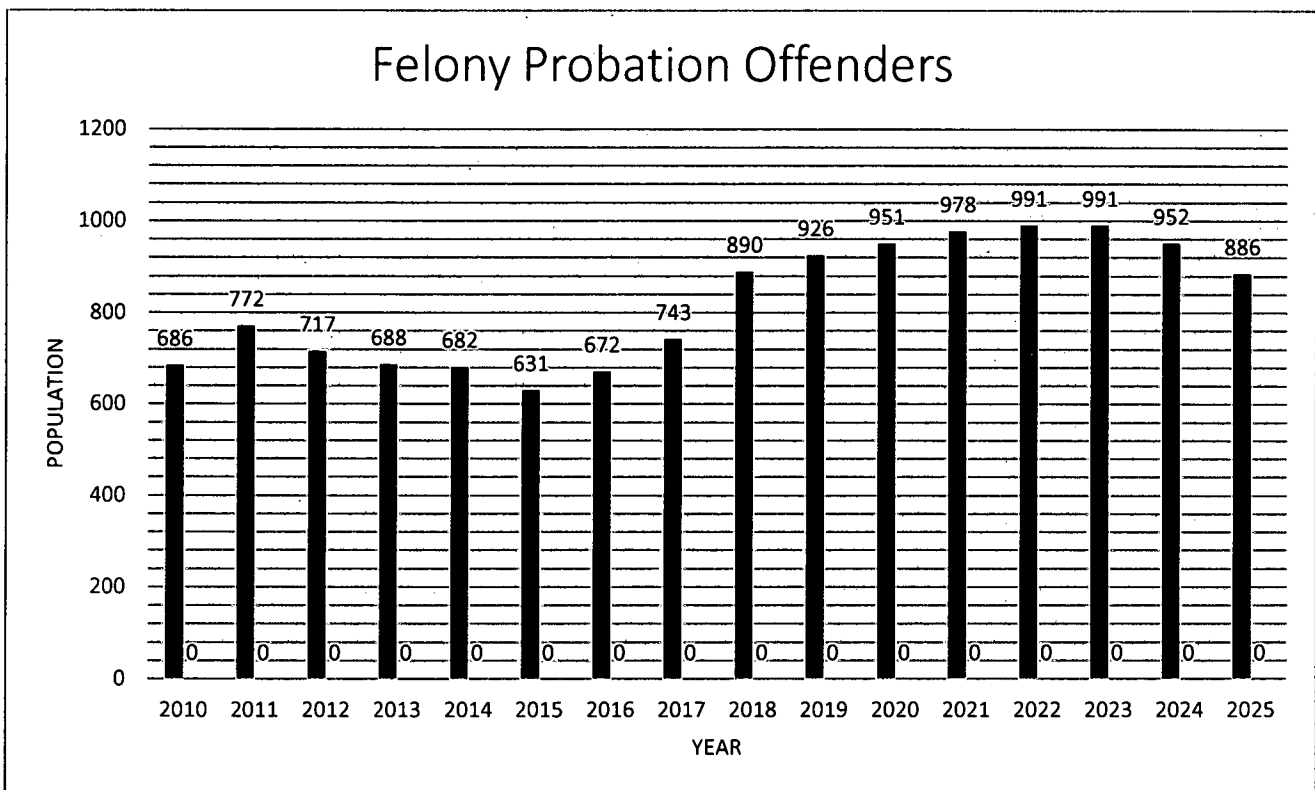
- ◆ Northeast Ohio Communities Alternatives Program
 - Male facility- Warren, Ohio
 - Female facility- Painesville, Ohio
- ◆ Lake County Jail Treatment Program

Community Corrections Act PRISON & JAIL DIVERSION PROGRAMS (3 programs)

- ◆ Felony Intensive Supervision Program (Intensive Supervision Probation - prison diversion)
 - ◆ Electronic Monitoring Program (jail diversion)
 - ◆ Community Alternatives to Jail (Standard Probation, First Offenders Program, Intervention In Lieu of Conviction, GPS Monitoring)
-

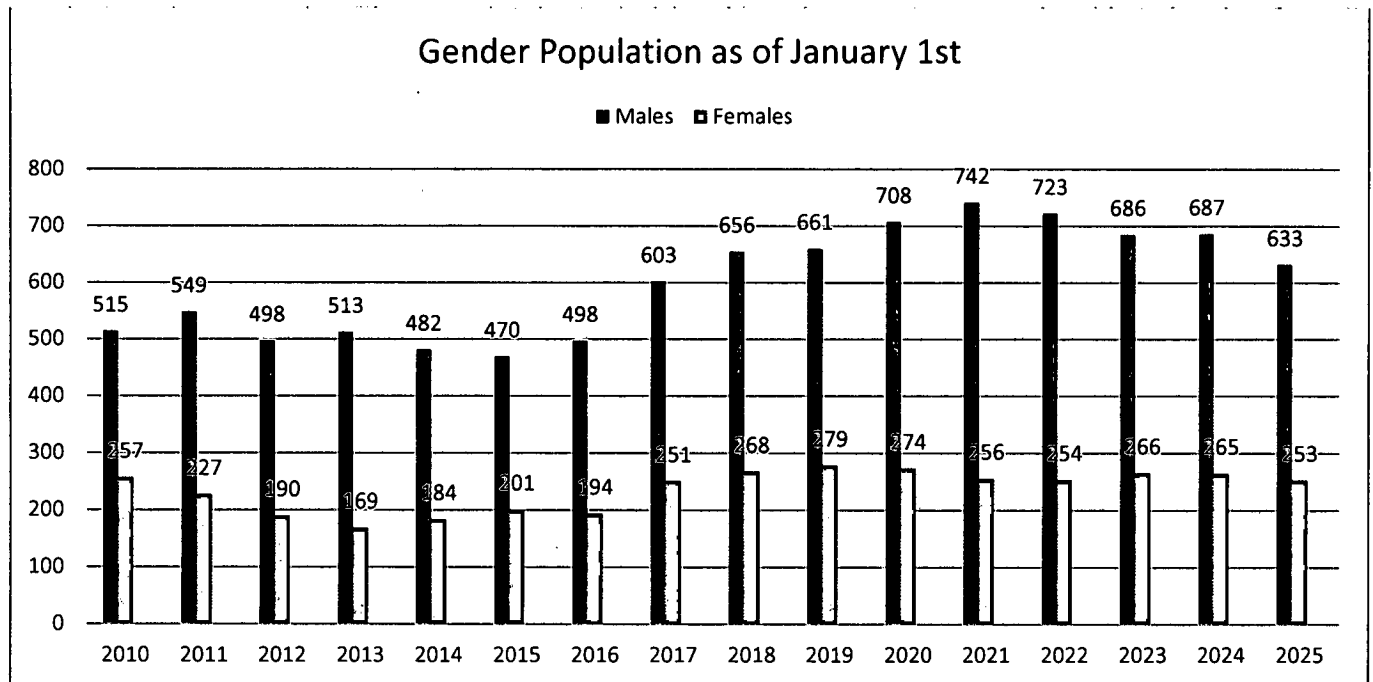
This section is devoted to presenting a “snapshot” of offenders encountered by the Lake County criminal justice system, specifically felony probation offenders.

Felony Probation Offenders



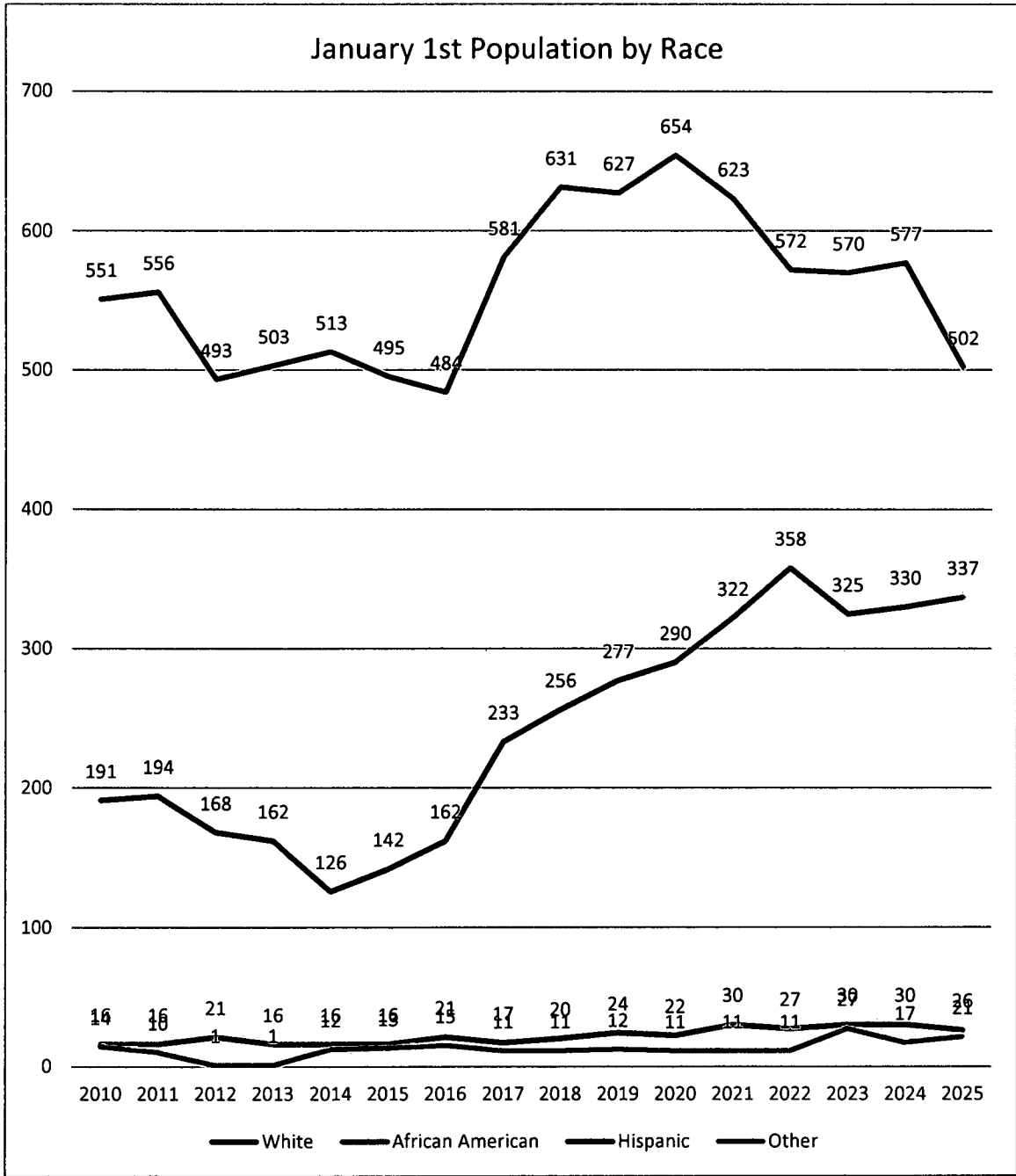
The chart above reflects the number of offenders supervised by the Lake County Adult Probation Department on January 1st of the given years. Between 2010 and 2025, there has been a 29.15% increase in the felony offender population. These numbers do not include offenders who were sentenced to prison.

Population by Gender



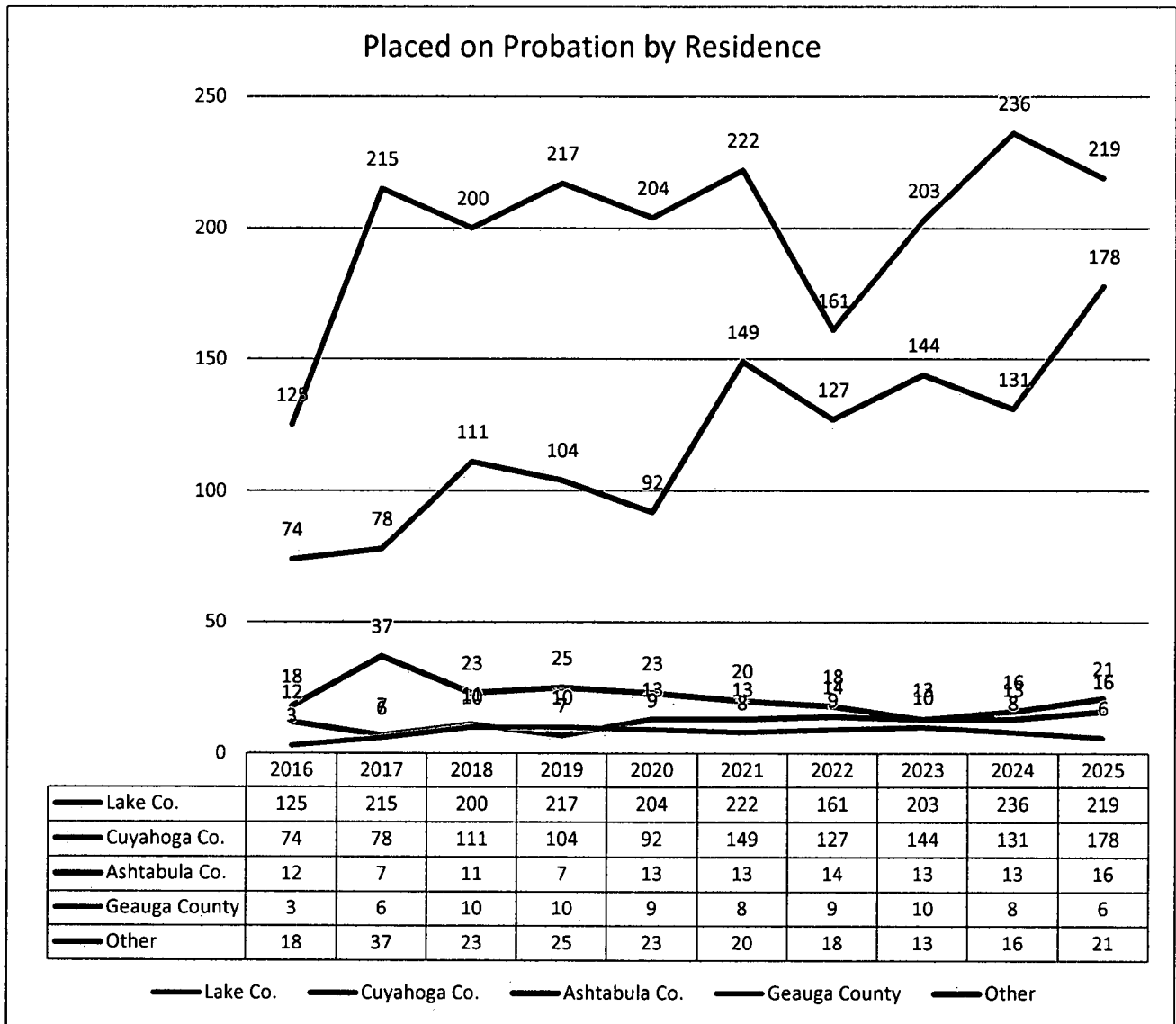
From 2010 through 2025, the male population had a 22.91% increase while the female remain consistent over the past 8 years.

Population by Race



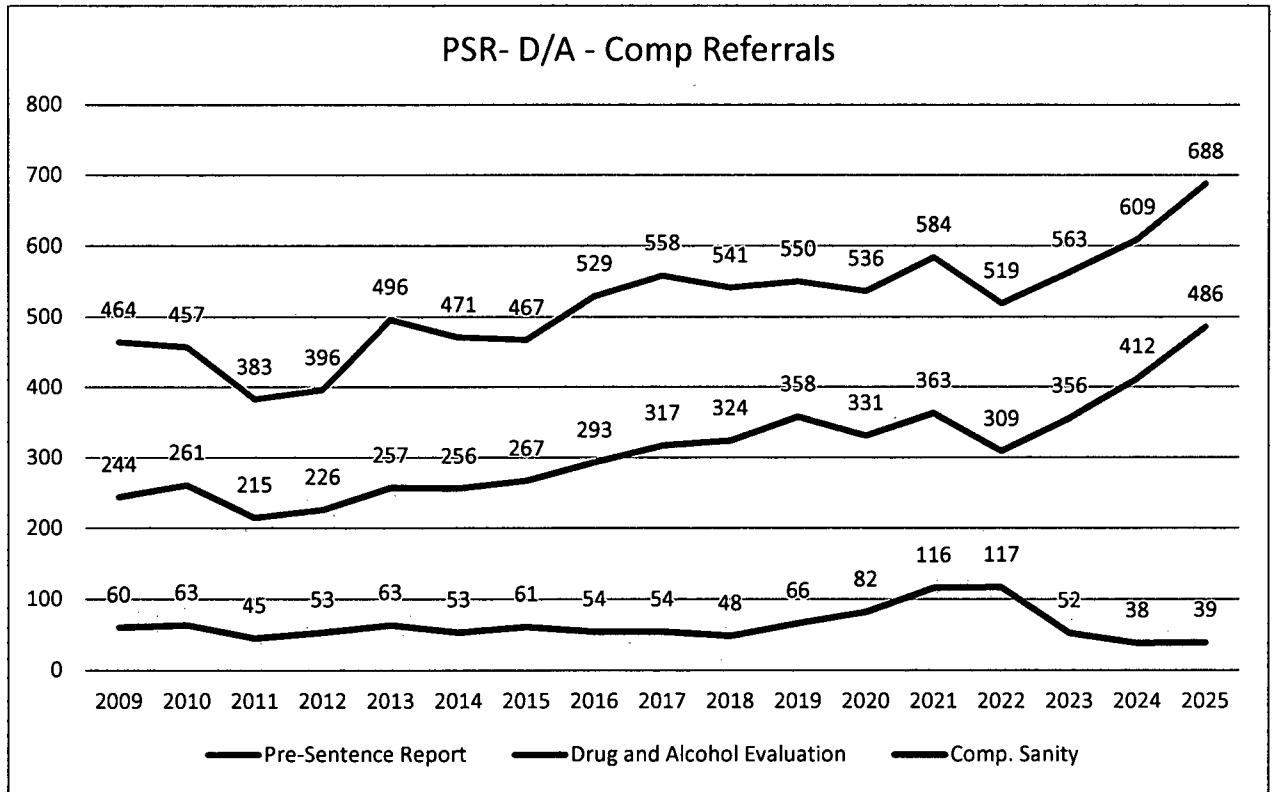
From 2010 to 2025, the most significant change is in the African American Population with an increase of 76.43%, despite the African American resident population only increasing by 2% over the course of the past 15 years. This may have to do with Lake County having more available resources and opportunities than our neighboring communities of Cuyahoga County.

Population by County



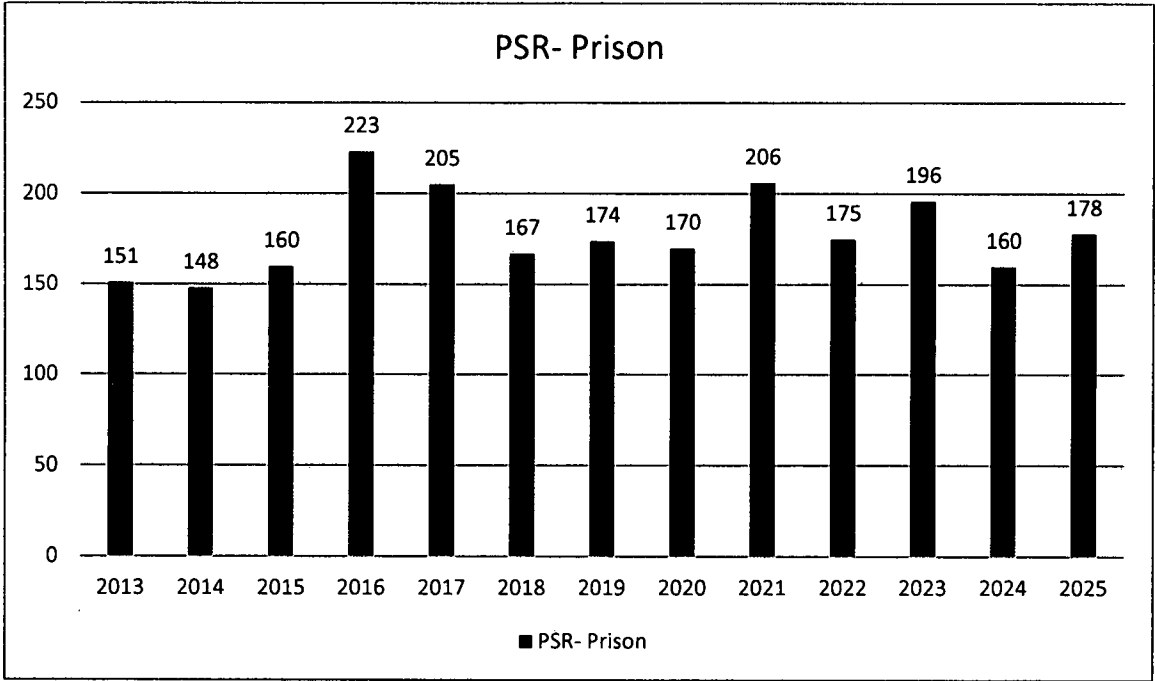
The interesting part of this chart is the number of out of county residents who come into Lake County and commit crimes. In 2025, 221 non-residents committed crimes in Lake County vs. the 219 residents who committed crimes. Fifty percent (50.222%) of all felony crimes resulting in probation in Lake County were committed by non-Lake County residents. Of the 440 individuals placed on probation in 2025, 178 were Cuyahoga County residents or 40.45% of the cases on probation.

Number of Referrals for Pre-Sentence Investigation, Drug and Alcohol Evaluations, and Competency

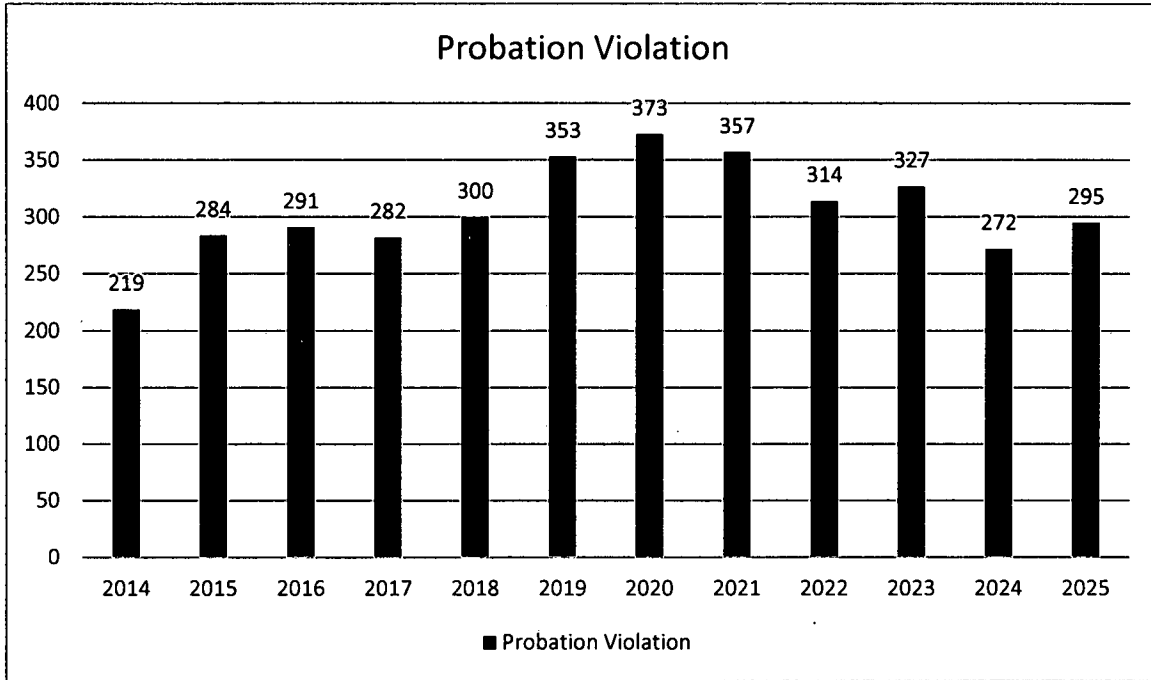


There is about a 32.5% increase in the number of Pre-Sentence Investigations that were completed over this sixteen (16) year period. Drug and Alcohol Evaluations increased almost 49.8%, and Competency and Sanity reports decreased by 35%.

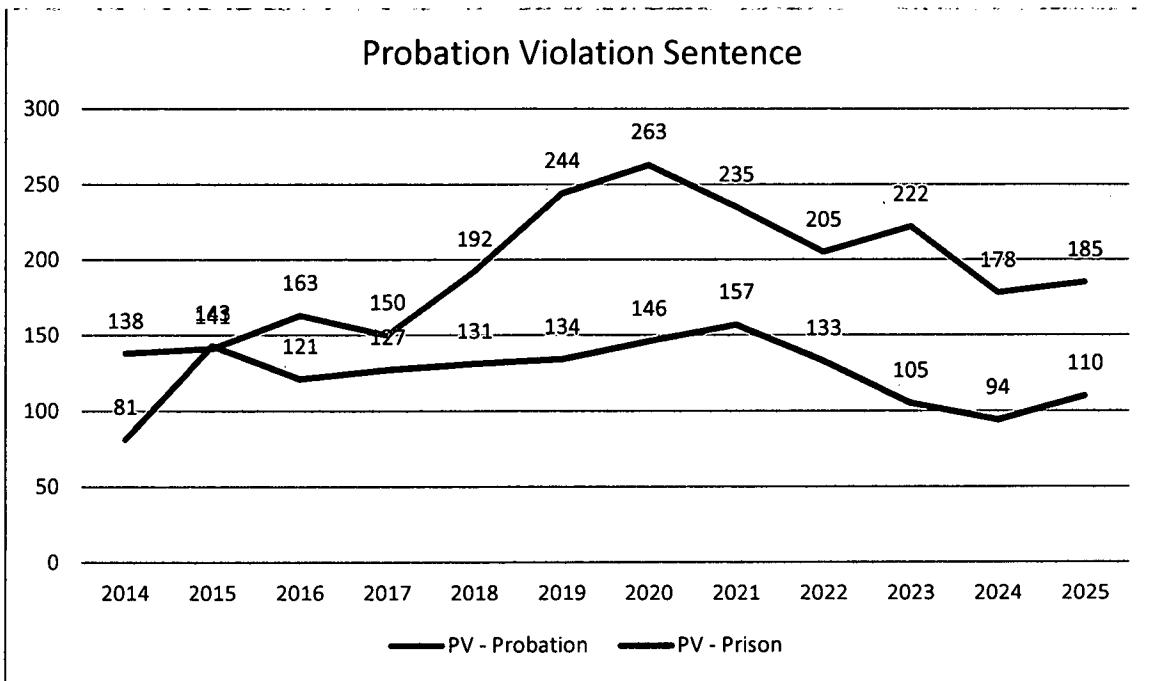
Sentencing Direct to Prison



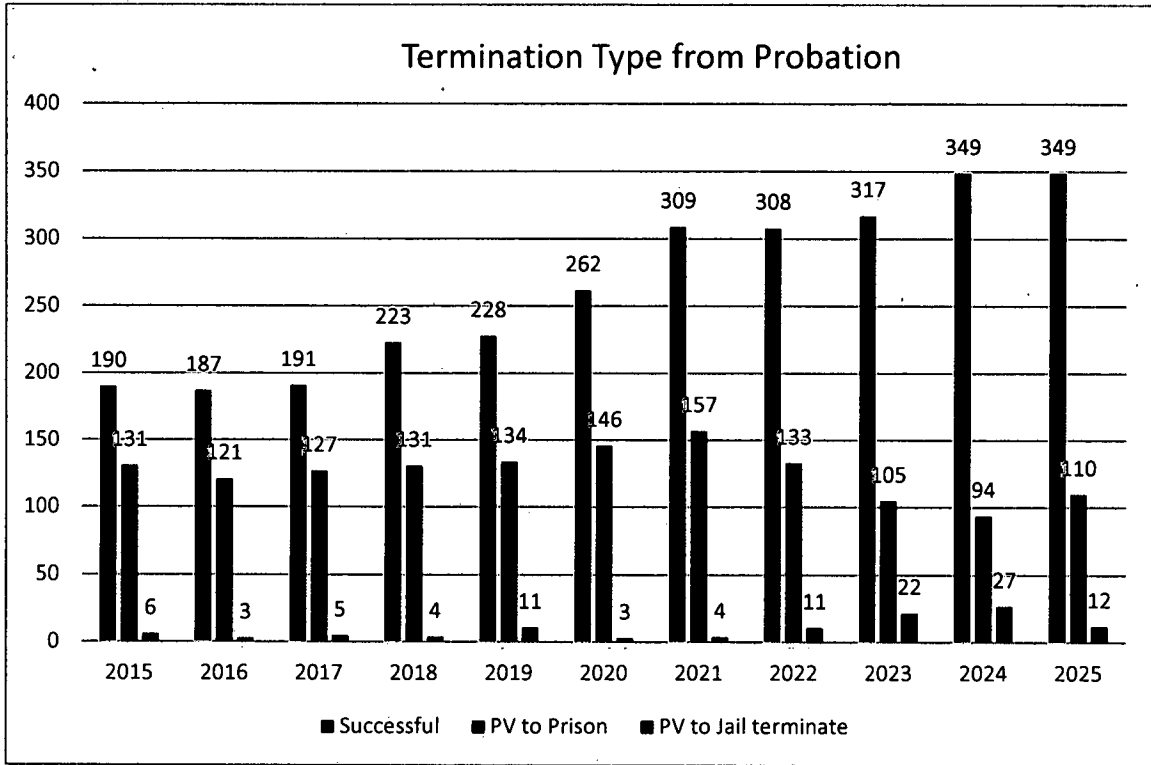
Number of Probation Violations



Number of Probation Violations Remaining on Probation Vs. Prison

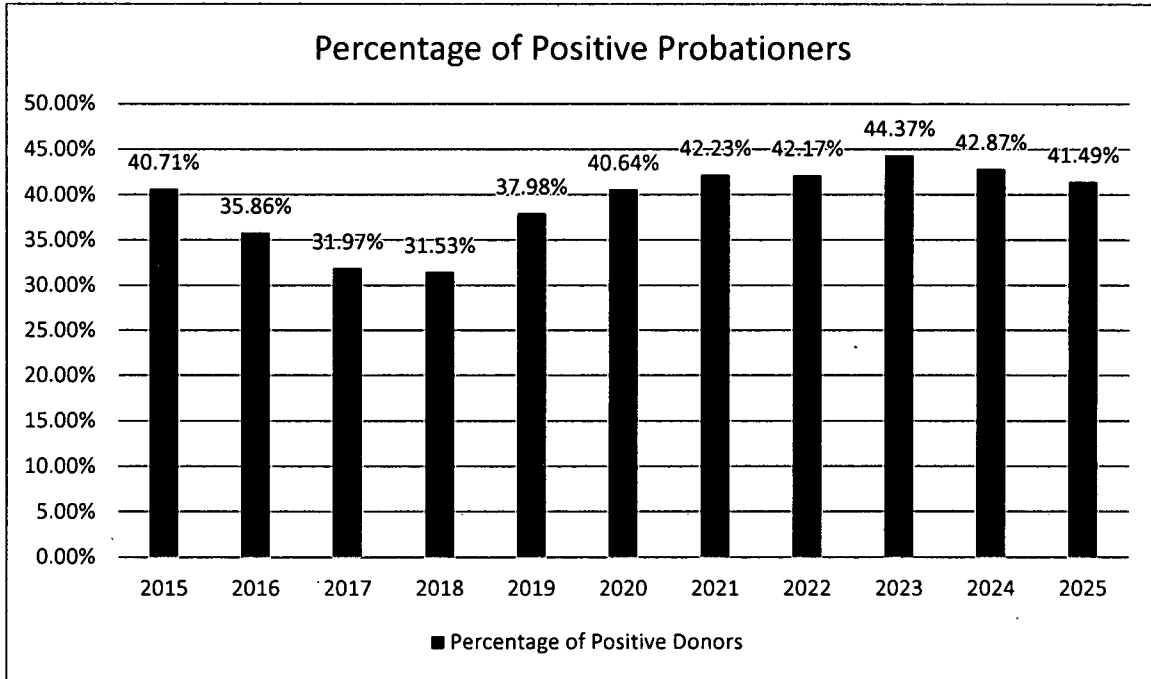


Termination Summary



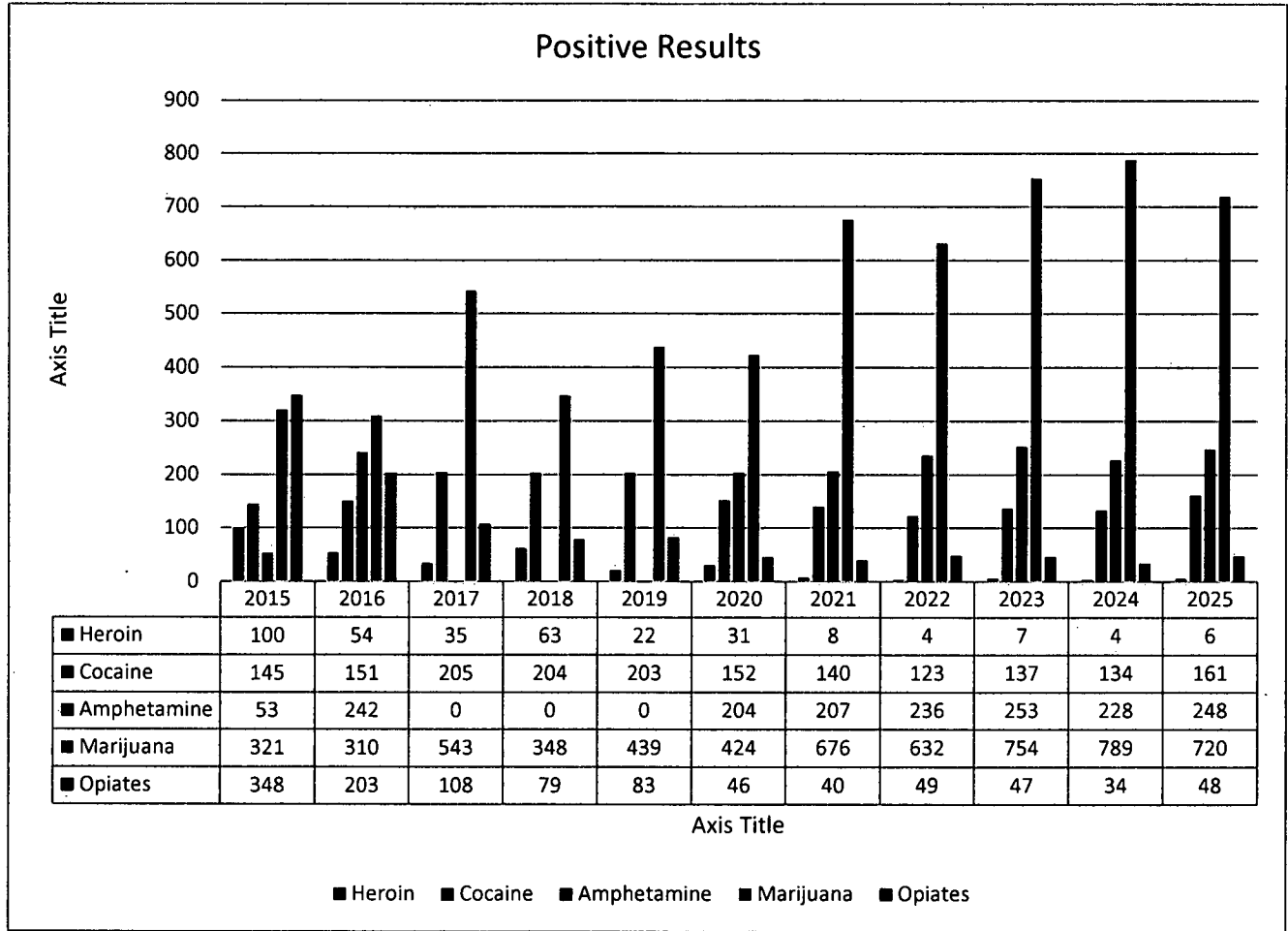
The overall percentage from unsuccessful to successful has significantly increased on the successful side from 190 to 349 over the course of ten years, while on the unsuccessful was 137 in 2015 to 122 in 2025. That is a 45.55% increase in successful offenders in 10 years compared to 10.9% decrease in unsuccessful offenders in the same 10-year period. In 2025 we had a 65.05% success rate while in 2015 we had a 58.11% success rate.

Percentage of Probationers or Referrals Testing Positive for Drugs or Medication



This chart defines the percentage of offenders testing positive while on probation due to illegal drugs or prescribed medication. The numbers have been consistent over the years, which is surprising as medical marijuana was legalized in 2016.

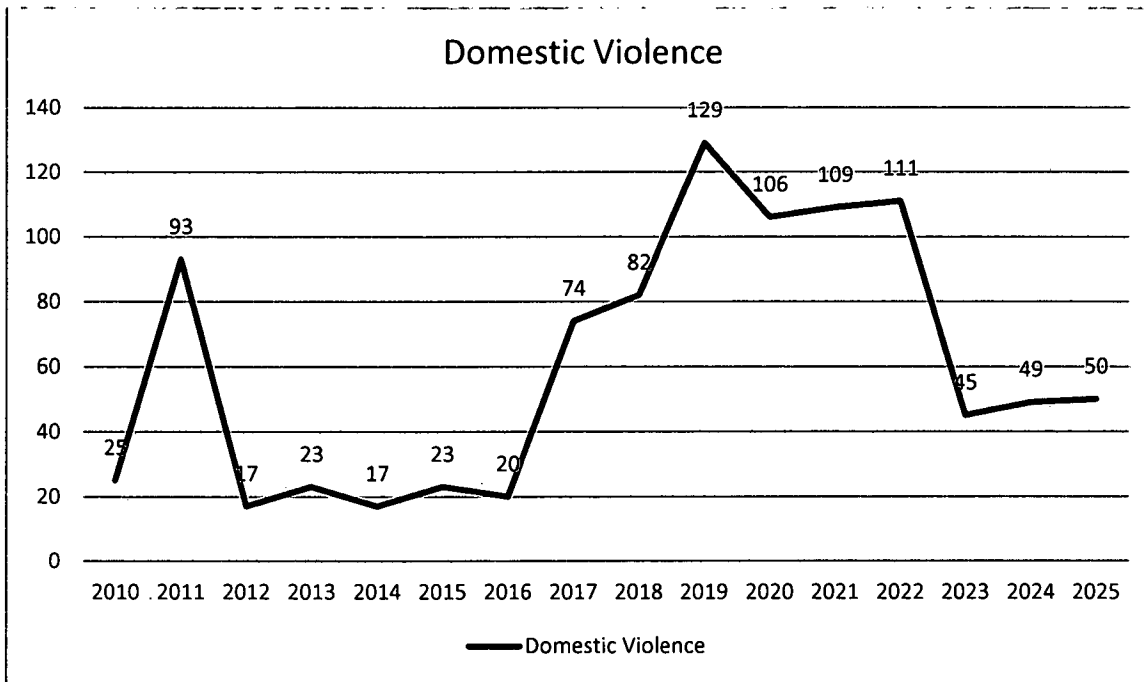
Positive Drug Type



Amphetamines were not run on the urine lab machine from 2017-2019 as we were using instant tests to detect amphetamine and methamphetamine. These urine samples reflect both illegal drugs and prescription medication. Heroin had a dramatic 96% decrease from 100 positive samples in 2015, to 4 positive samples in 2022. This does not include fentanyl tests as those are conducted on an instant test. Amphetamines had a 345% increase from 2015 to 2025 however keep in mind that could be due to either methamphetamine or prescription amphetamines. Marijuana has had a 96% increase, however, that could be attributed to medical marijuana. Opiates have had a significant decrease of 85%, largely due to prescribers not prescribing opiate based medication and the popularity of fentanyl.

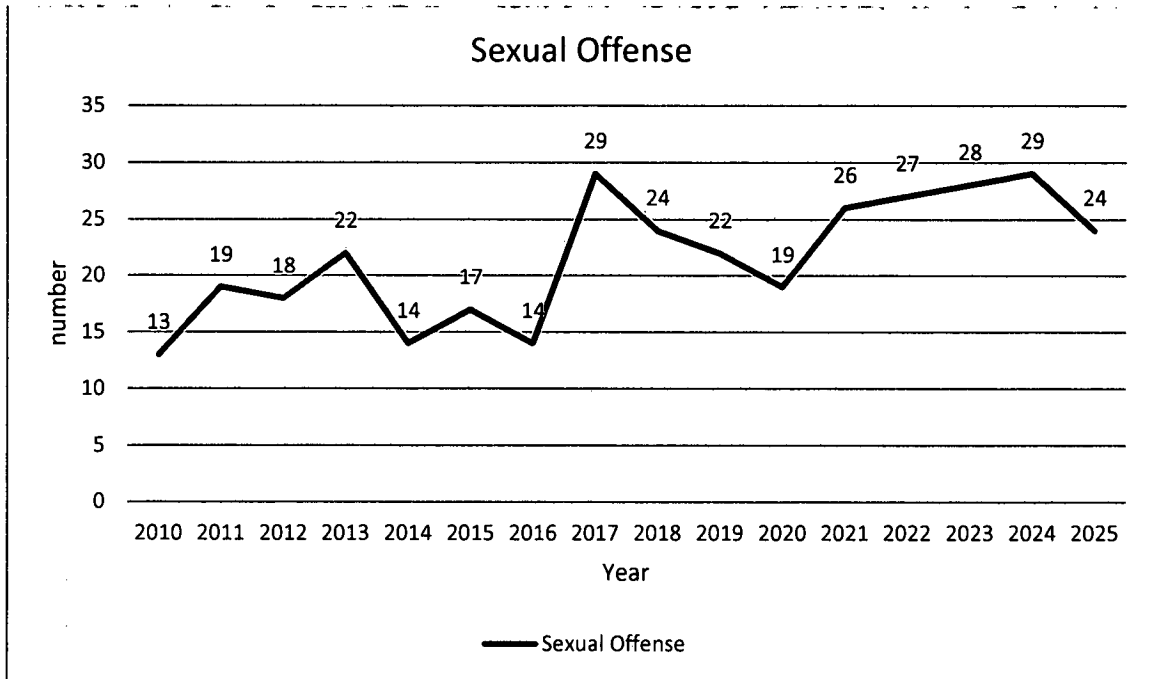
Offense Categories

Domestic Violence Offenses



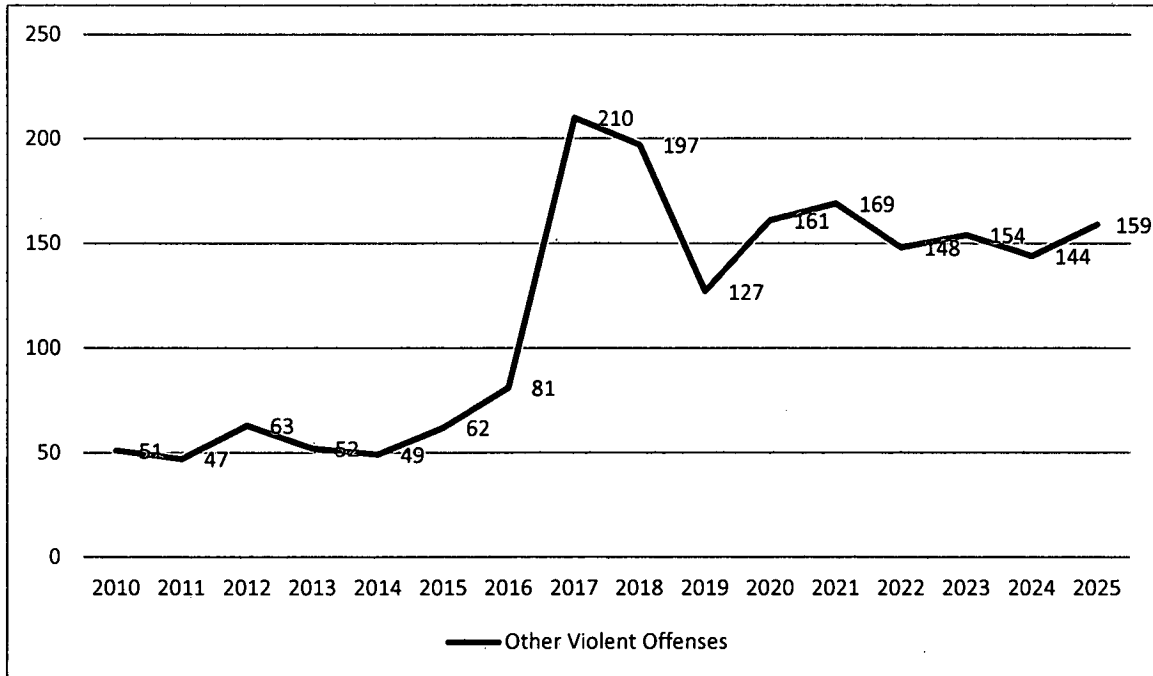
These numbers only reflect felony domestic violence cases. From 2019 to 2023 we saw a 59% decrease in domestic violence mainly due to the new charge of strangulation which now falls under other violent offenses.

. Sexual Offense



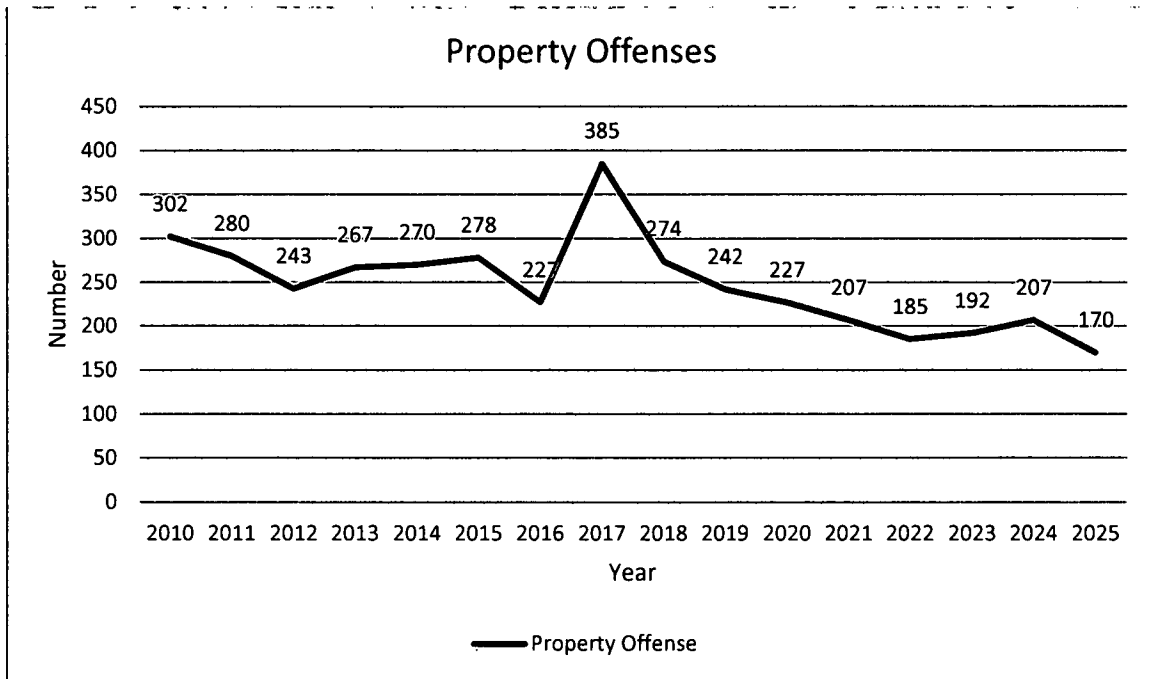
Since 2010 to 2025, we have seen a 54% increase in sex offenses. The increase is likely based on greater internet access ability to child pornography. Law Enforcement's capability to investigate has greatly increased since 2010 as well. We also keep more sex offenders on probation than we did in years past.

Other Violent Offense



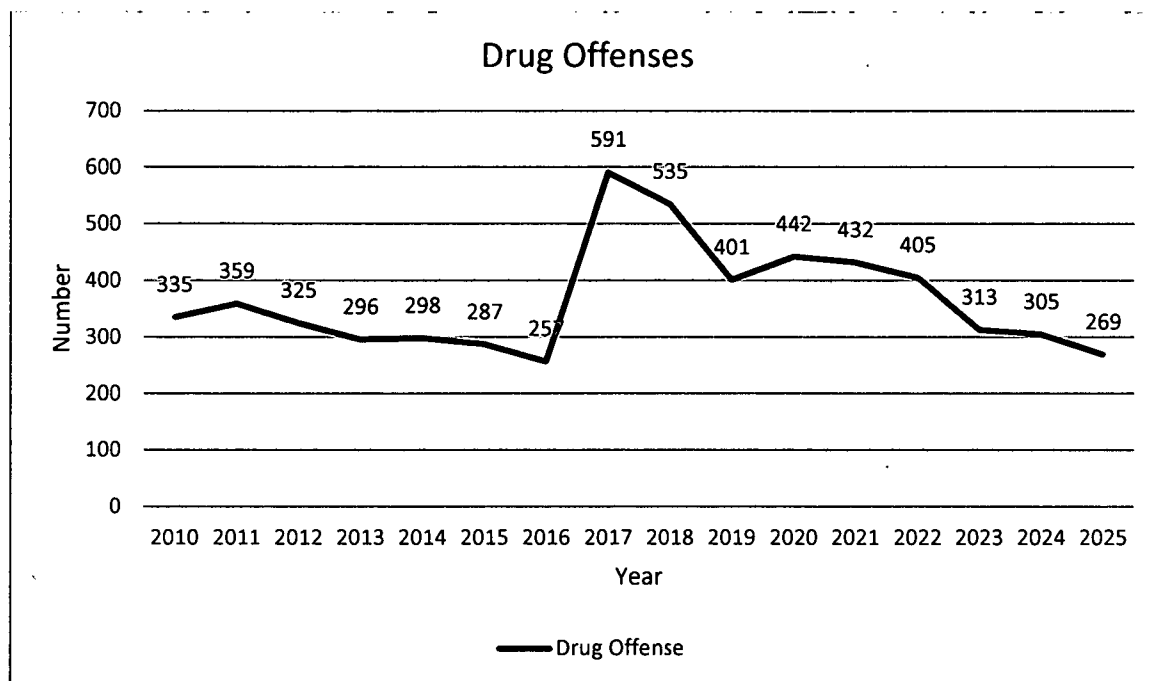
Other violent offenses are all other violent offenses except for Sex Offenses and Domestic Violence Offenses. We have seen a 211% increase from 2010 to 2025. The dramatic increase may be related to the opioid epidemic. A similar increase in other violent offenses occurred in the early 1990's when crack cocaine was introduced to the area. We have remained steady for the most part from 2021 to present. In this category the highest percentage of cases are for Failure to Comply/Fleeing and Eluding and/or Having Weapons Under Disability or Improper Handling of Firearm.

Property Offenses



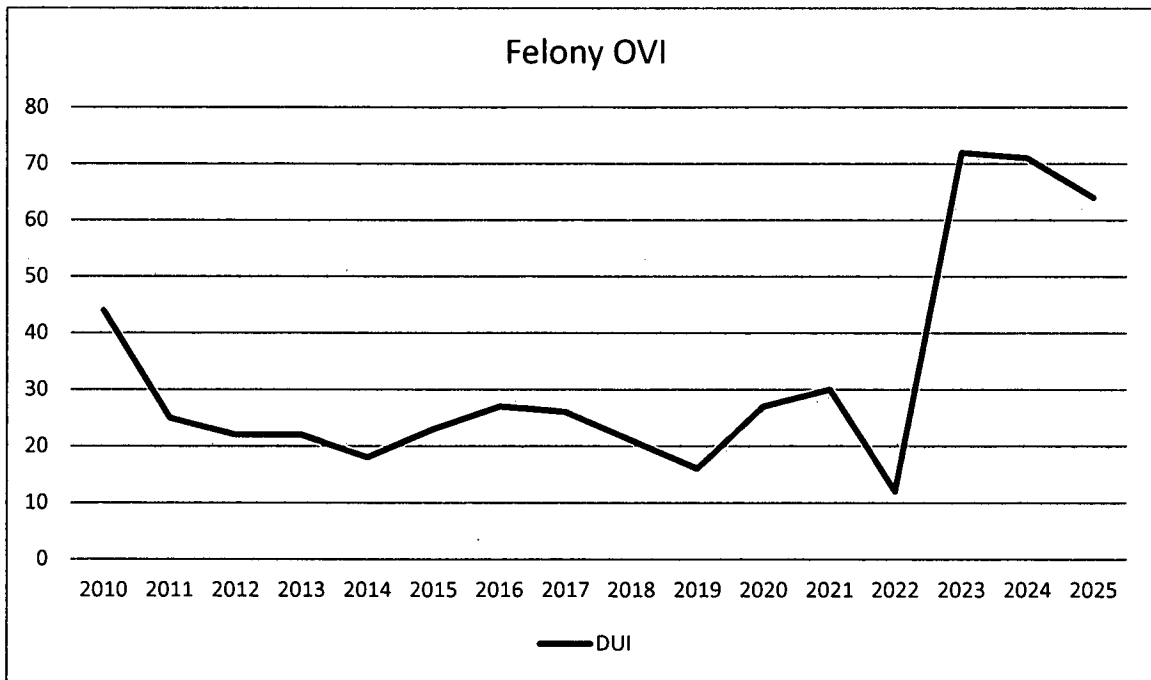
There has been a 43% decrease in property offenses between 2010 and 2025. There could be a lot of contributing factors as this number only captures the offender's highest level of offense. To give you an example, an offender could have a drug offense along with a property offense. Because the drug charge is a higher-level felony, the property charge would not be reflected in this chart.

Drug Offenses



These numbers reflect the number of offenders placed on probation with drug offenses. We had a dramatic spike in 2017 when the Lake County opioid epidemic began. I believe the number dropped due to additional intervention by the Municipal Courts as well as House Bills being passed to allow someone who has overdosed to enter treatment within thirty (30) days and have their charges dropped. Another contributing factor is the legalization of marijuana as we have seen a drastic increase in marijuana use however we have seen a decrease in other drug use since 2020.

Operating a Motor Vehicle Under Influence



This chart captures the number of felony probationers operating a vehicle under the influence of drugs and/or alcohol. Other than the years 2010 and 2022, the number has not dramatically changed. It should be noted that a second felony Operating a Vehicle Under the Influence has mandatory prison and they are not eligible for probation until they have served their mandatory prison sentence. If you throw out the years 2010 and 2022 and use the years 2011 to 2021 there has only been a 20% increase. This would make sense as we have seen drug related OVI offenses increase since the opioid epidemic. Since 2020 to present we have seen an increase in OVI offenses as the legalization of marijuana has had an impact on OVI offenses.

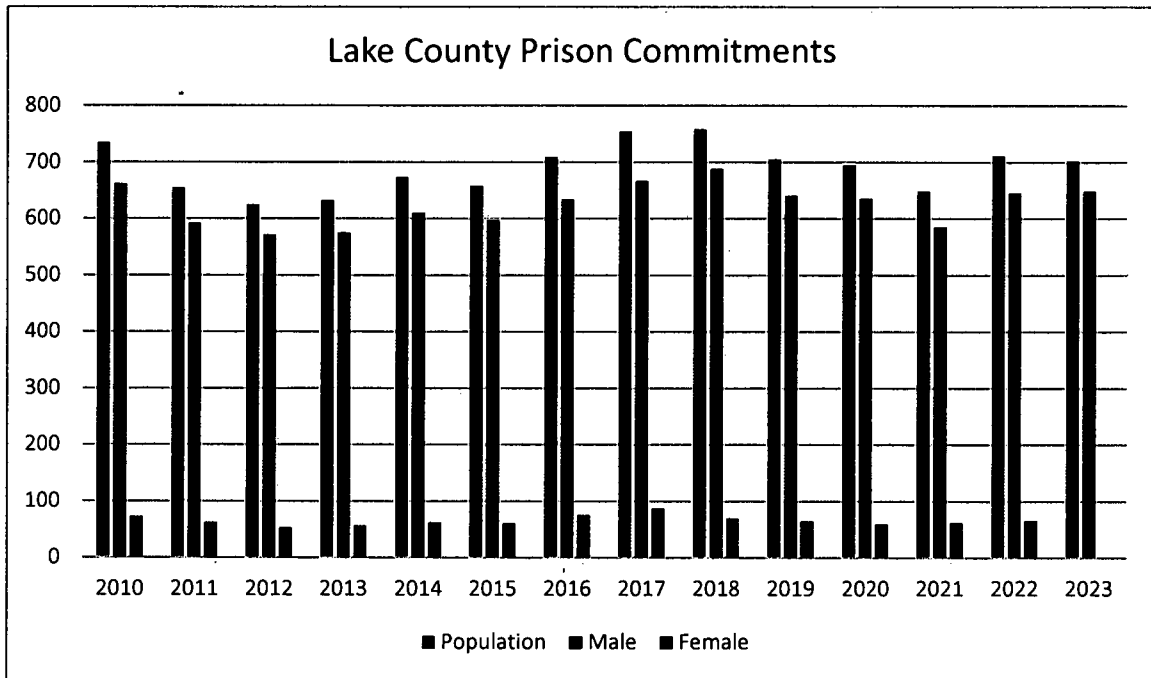
Offense Terminology

Throughout the comprehensive plan, offenses are condensed into several categories of crimes. To assist the reader in interpreting these categories, the following definitions and examples are provided:

- ◆ *Domestic Violence Offenses* – No person shall knowingly cause or attempt to cause physical harm to a family or household member. No person shall recklessly cause serious physical harm to a family or household member.
 - ◆ *Sex offenses*- no person shall have sexual contact with another, not the spouse of the offender; cause another, not the spouse of the offender; or cause two or more other persons to have sexual conduct, contact, or activity against their consent. Examples: rape, gross sexual imposition, public indecency, compelling prostitution.
 - ◆ *Other Violent offenses*- no person shall purposely or knowingly cause physical harm to persons or a risk of serious physical harm to persons. Examples: homicide, vehicular assault, assault, kidnaping, robbery.
 - ◆ *Property offenses*- no person, with purpose to deprive the owner of property or services, shall knowingly obtain or exert control over either the property or services without authorized consent by the owner. Examples: theft, passing bad checks, forgery, breaking and entering, receiving stolen property.
 - ◆ *Drug offenses*- no person shall administer, dispense, distribute, manufacture, possess sell, or use any drug, other than a controlled substance, that is not approved by the United States Department of Agriculture. Examples: Trafficking in drugs, drug abuse, deception to obtain dangerous drugs, possession of drug paraphernalia.
 - ◆ *O.V.I. offenses*- no person shall operate any vehicle if he or she is under the influence of alcohol, a drug of abuse, or alcohol and drug of abuse. Examples: driving under the influence of alcohol or drugs, physical control.
-

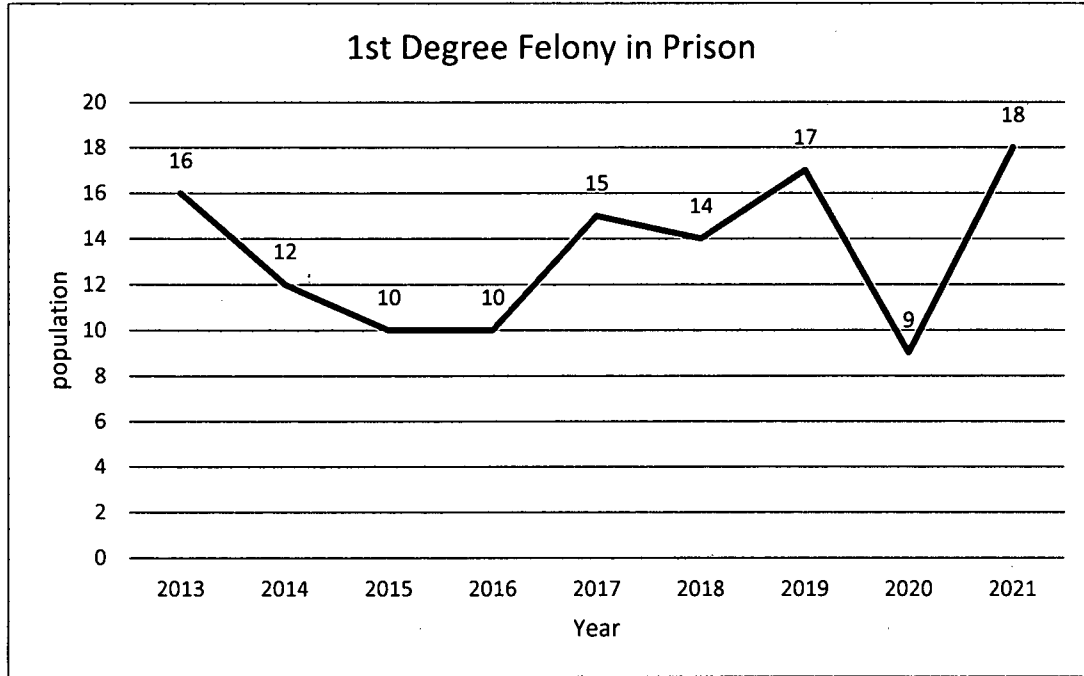
Prison Demographics

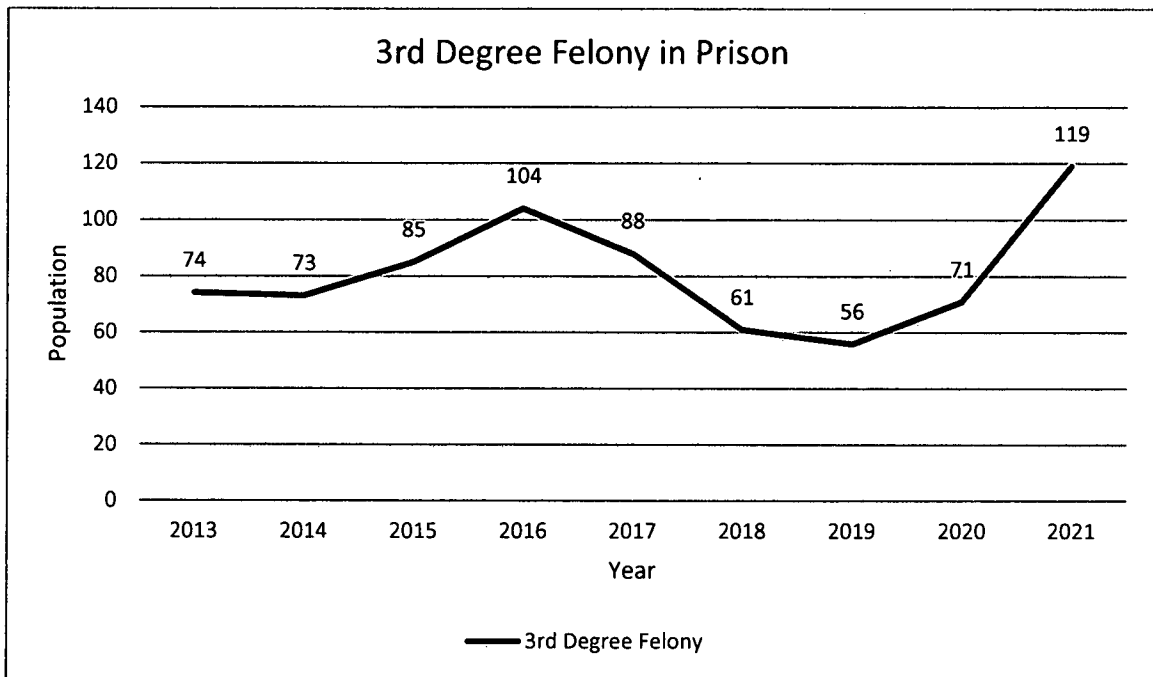
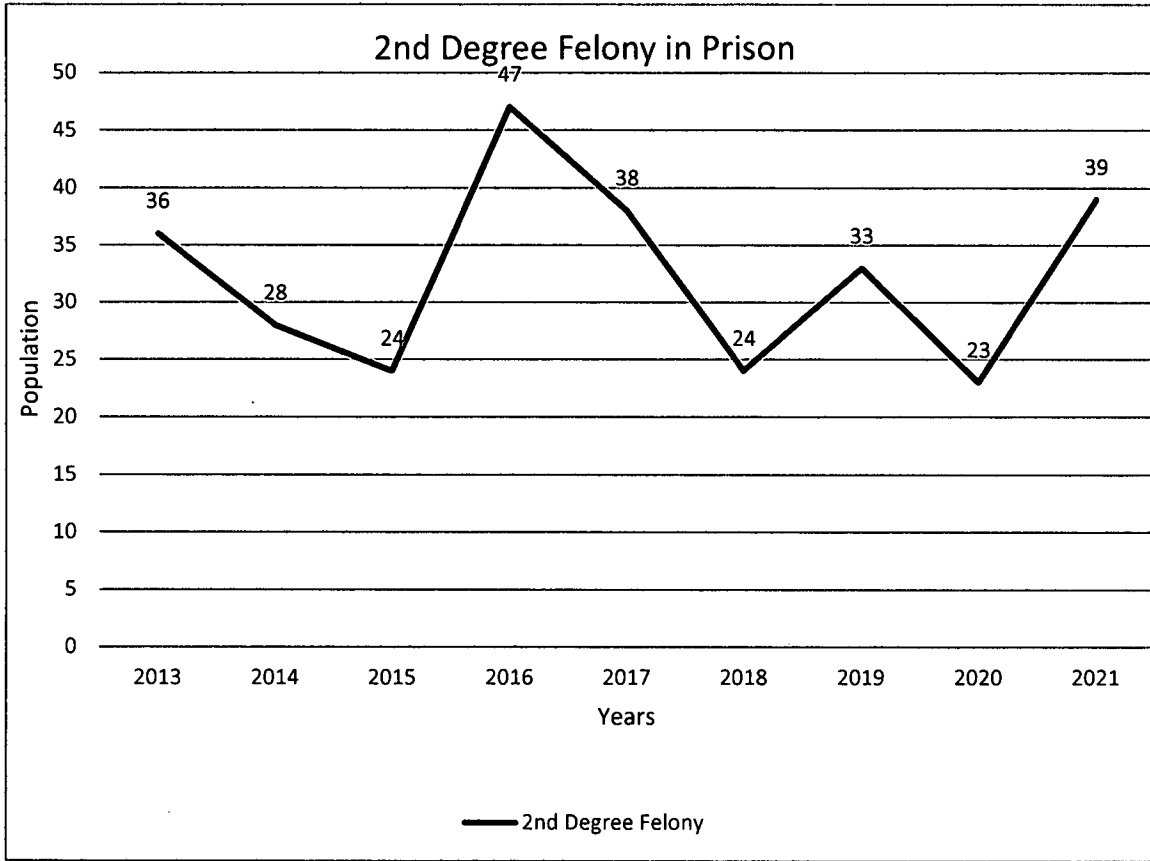
Prison Population

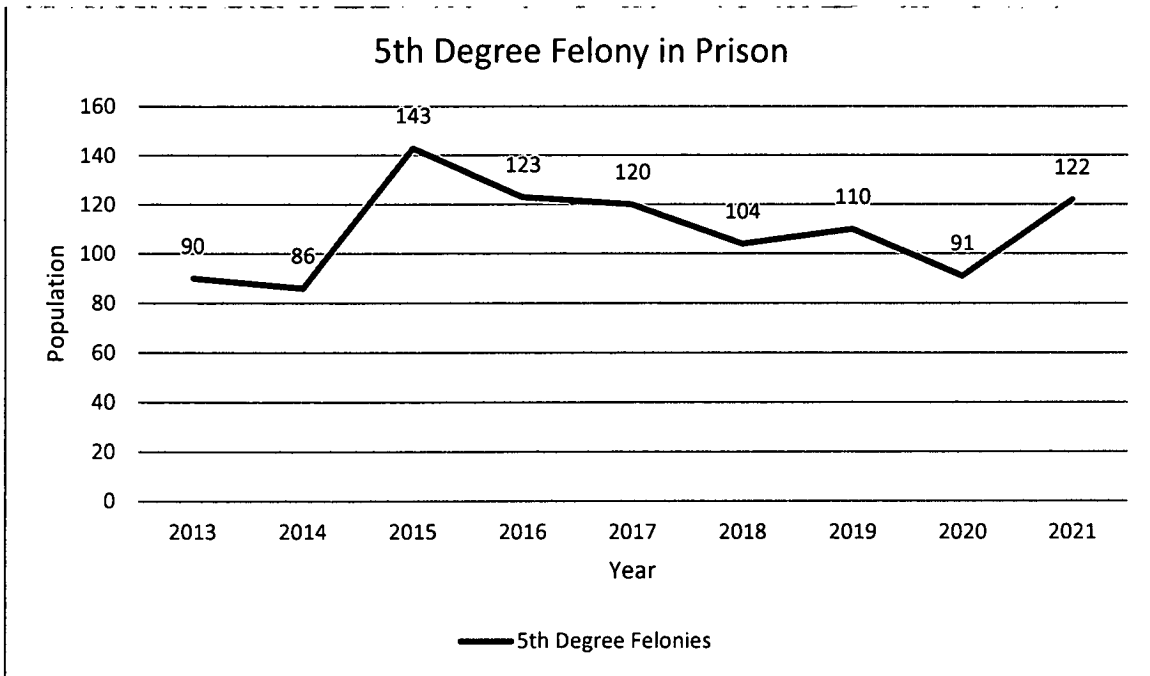
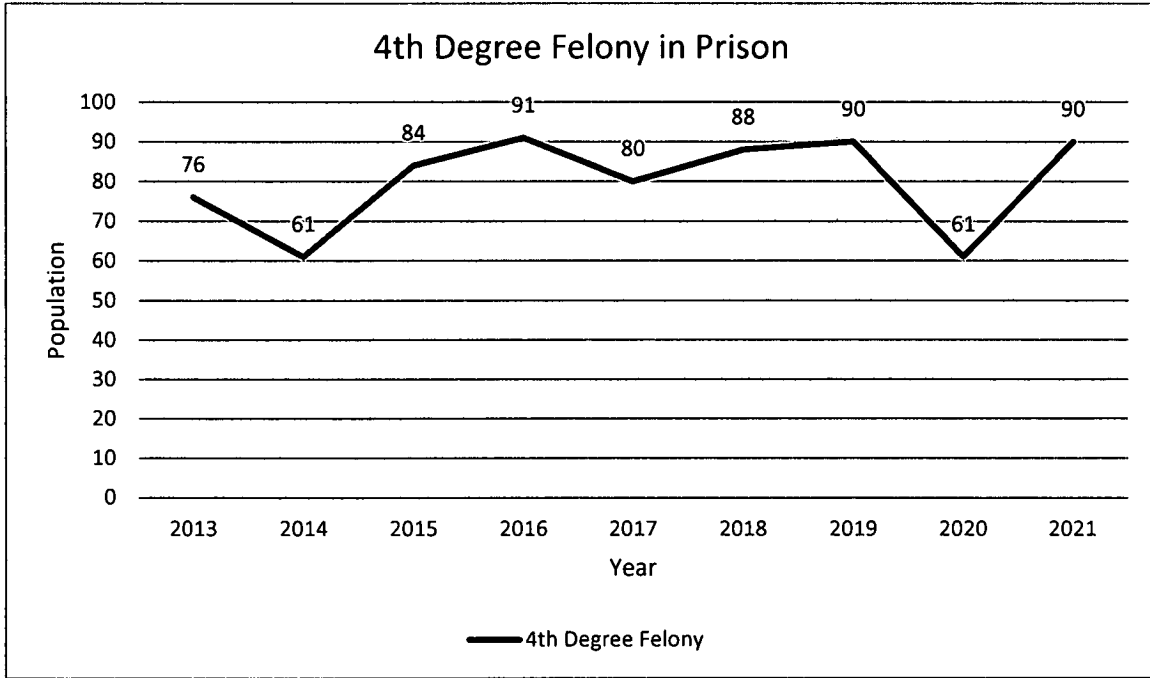


****Prison records were requested for 2024 and 2025, however they were not received at the time of publishing this report.**

Prison Population by Felony Level for Lake County

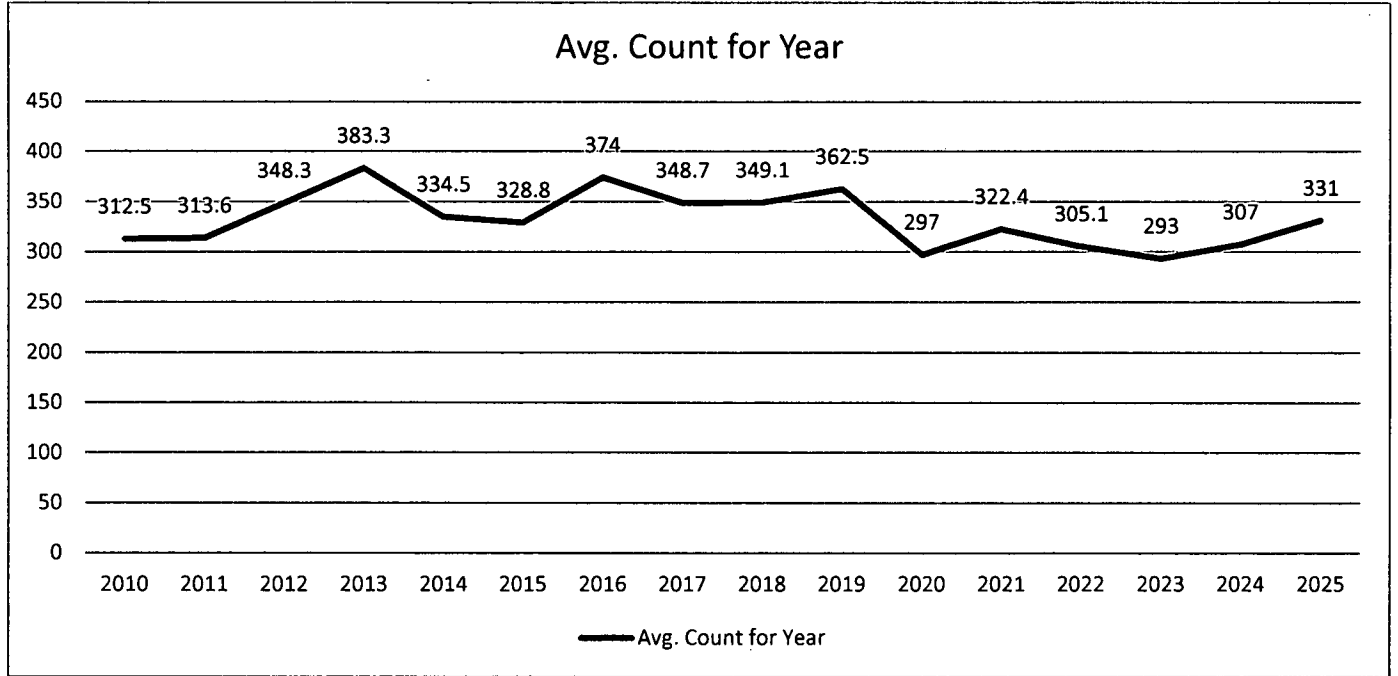




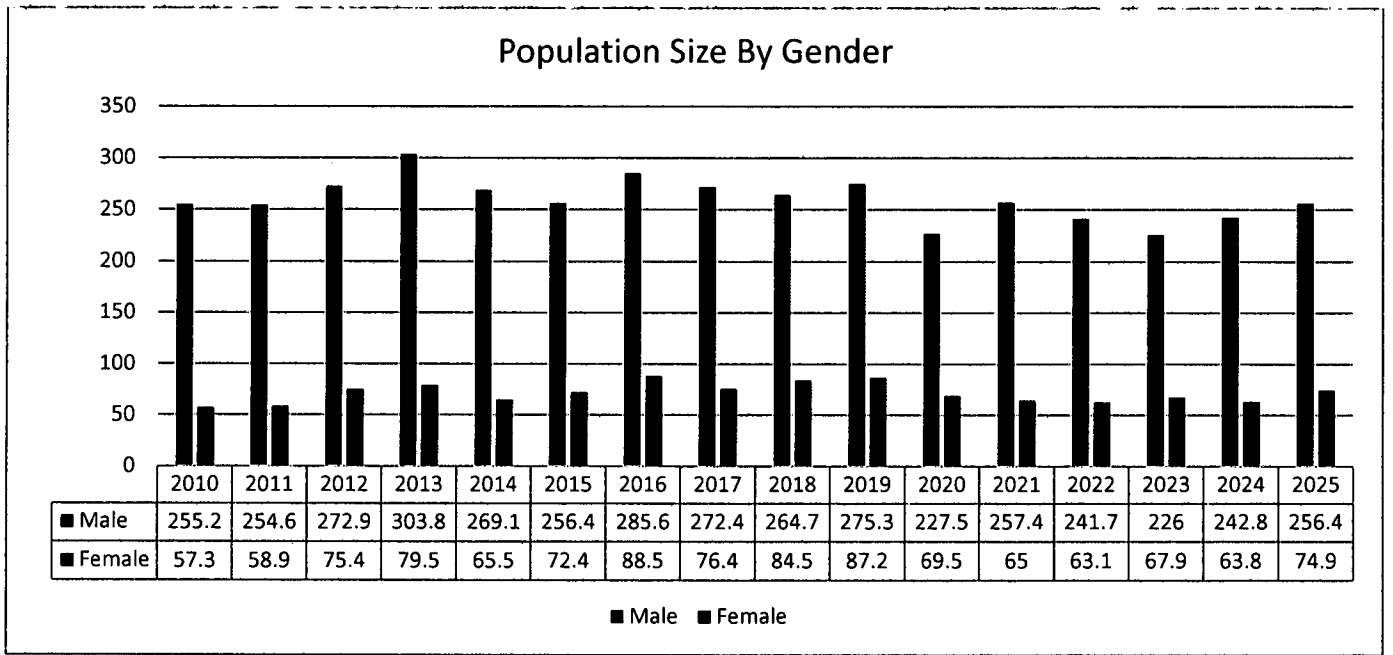


Jail Demographics

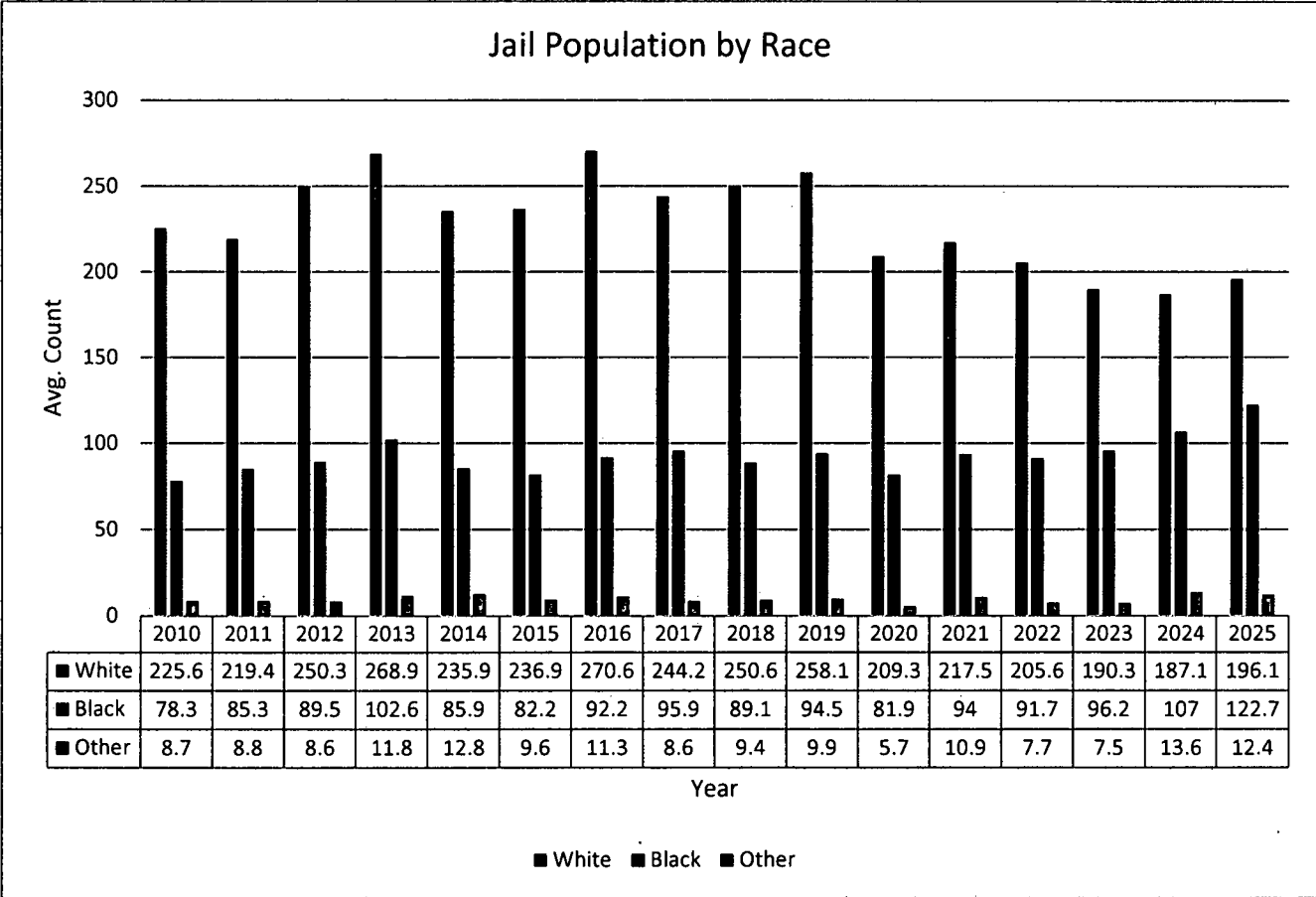
Average Jail Population Count



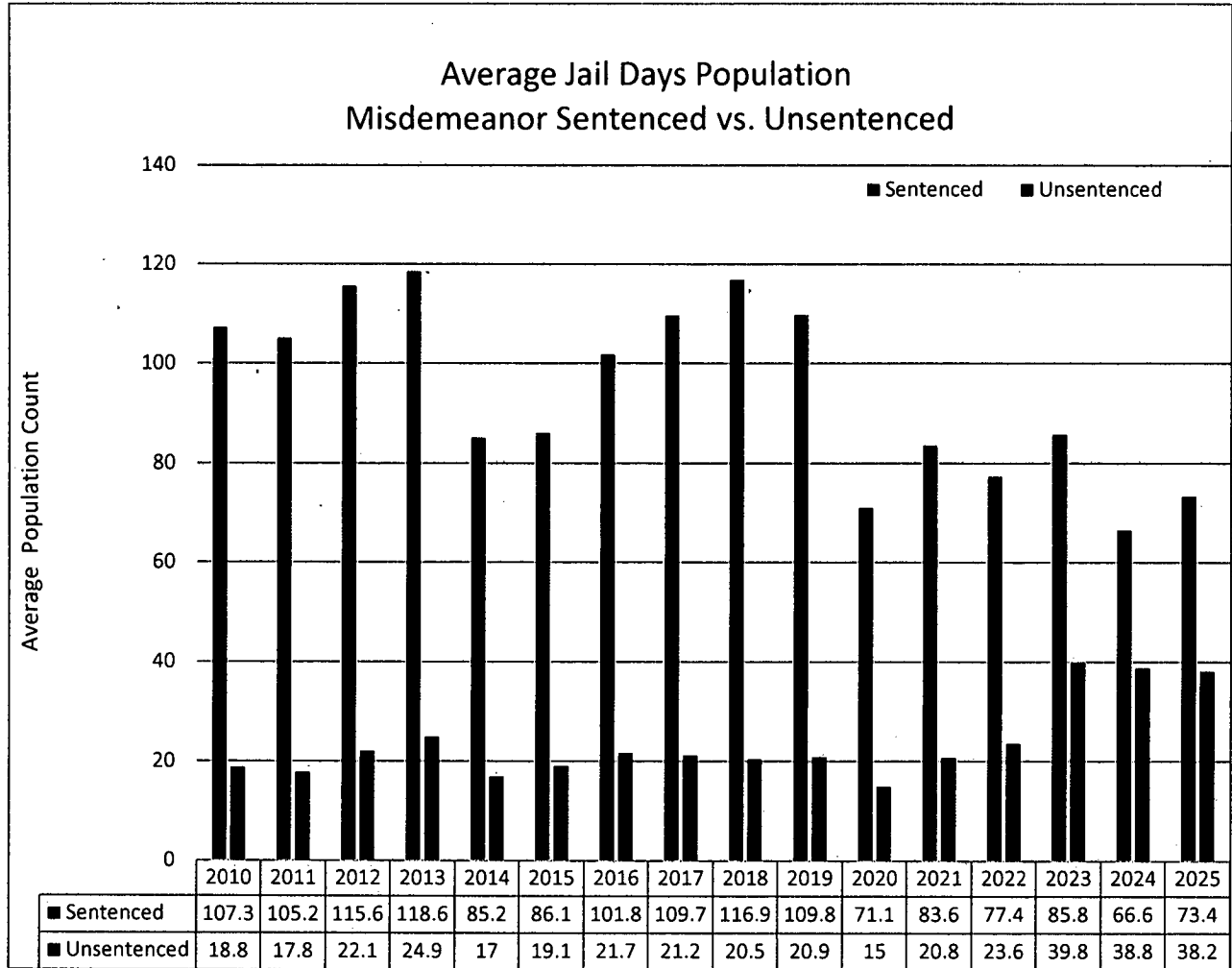
Average Jail Count Population Male vs. Female



Average Jail Population by Race

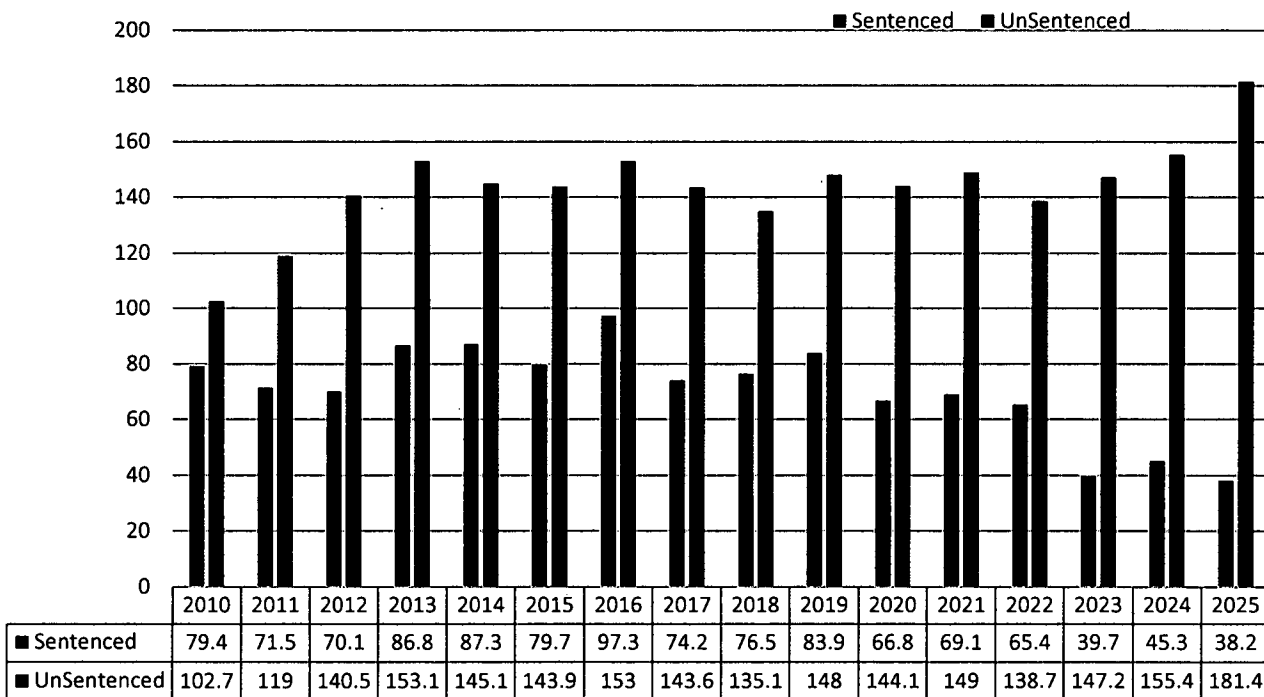


Jail Population for Misdemeanor Sentenced vs. Unsentenced

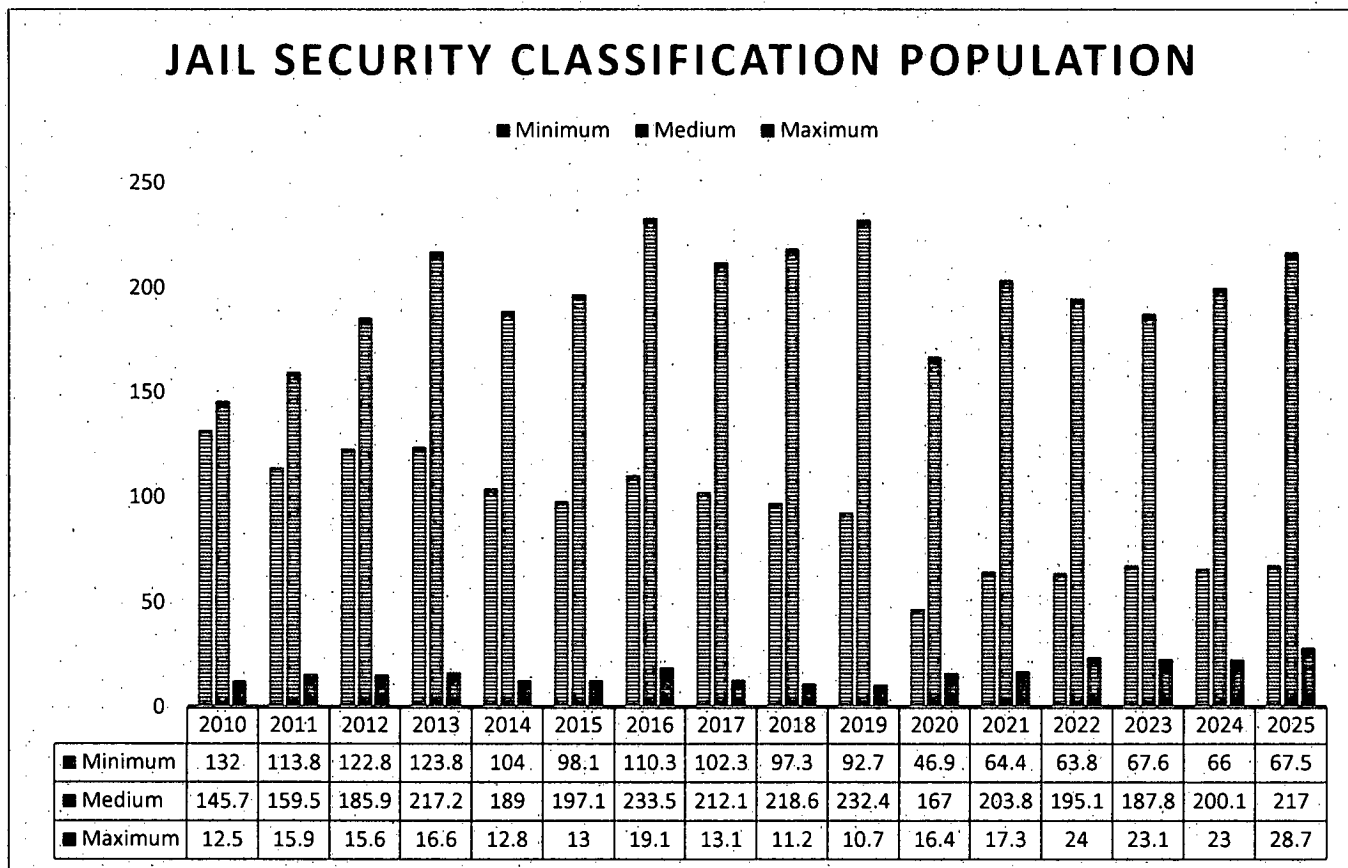


Jail Population Felony Sentenced vs. Unsentenced

Average Jail Days Population
Felony Sentenced Vs. UnSentenced

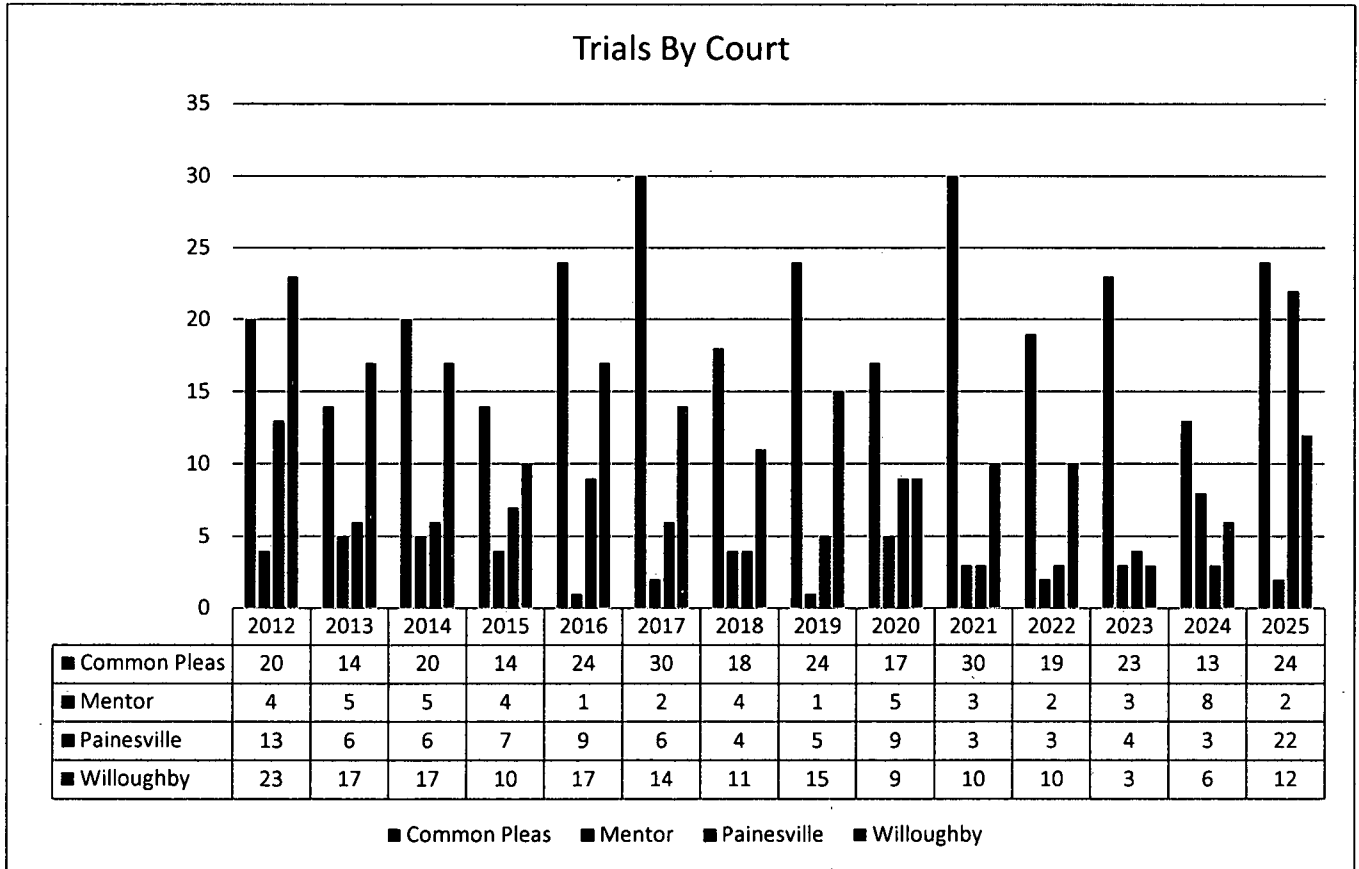


Security Classification in the Jail

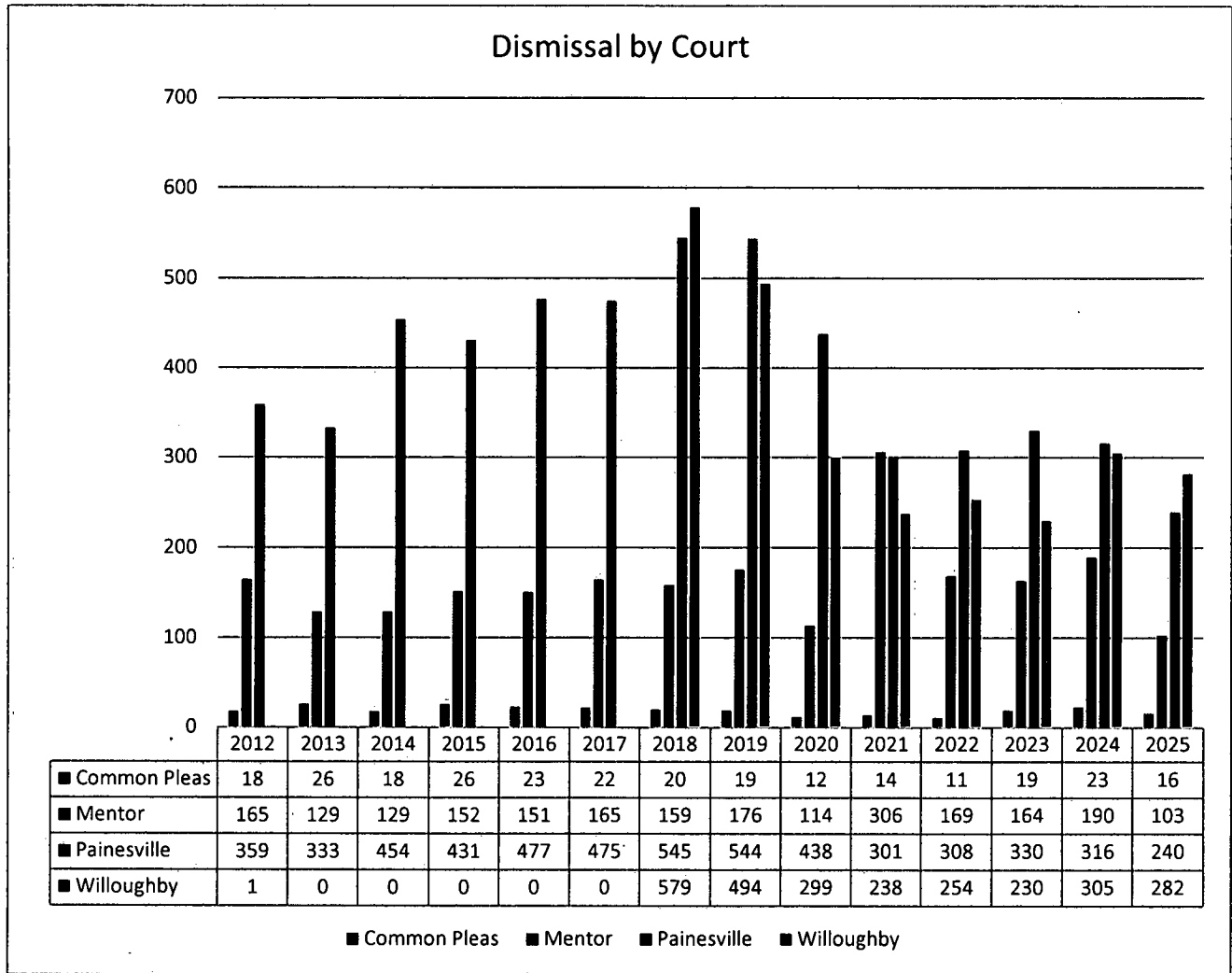


Court Demographics

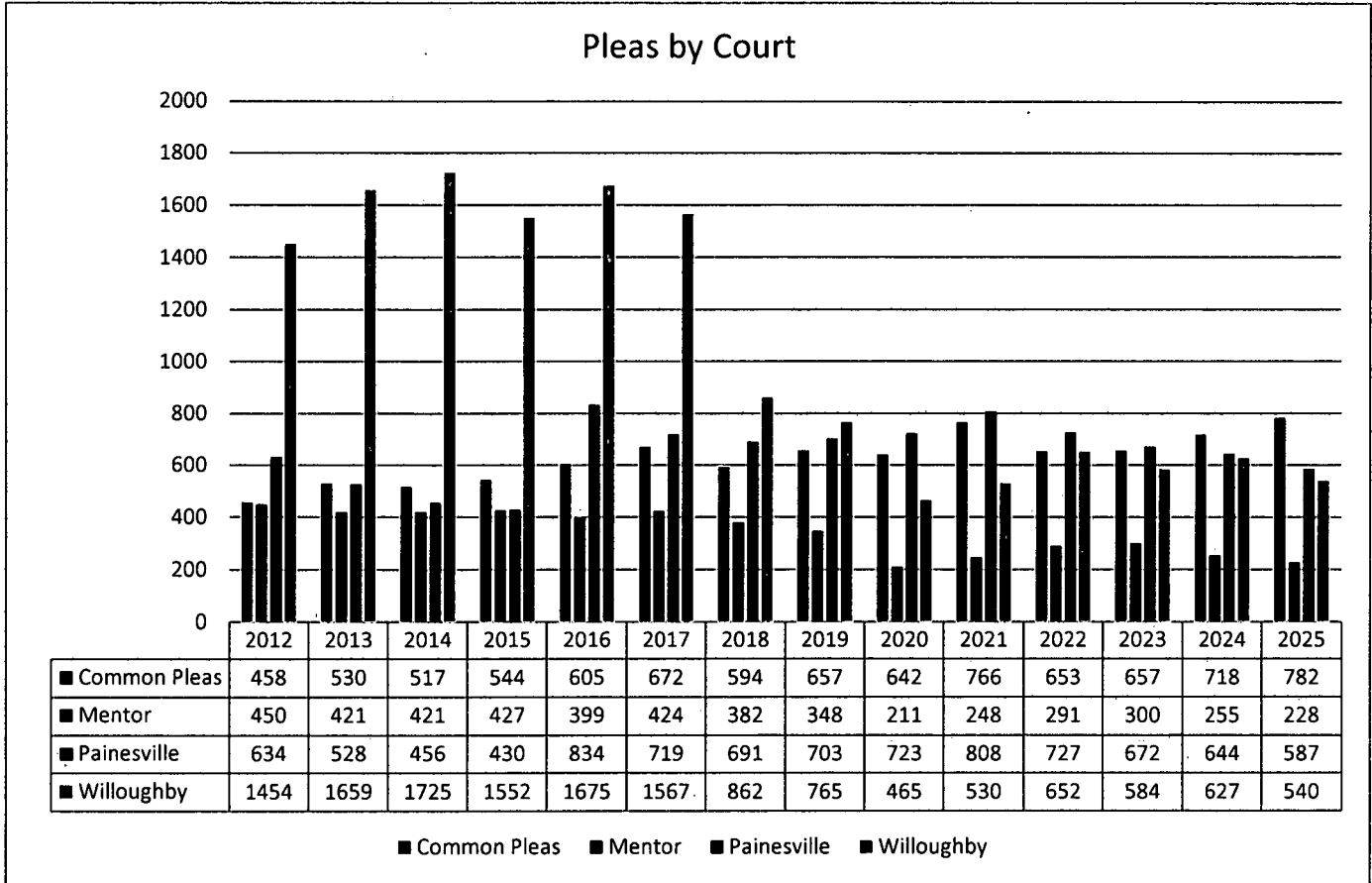
Trials by Court (not including Misdemeanor OVI)



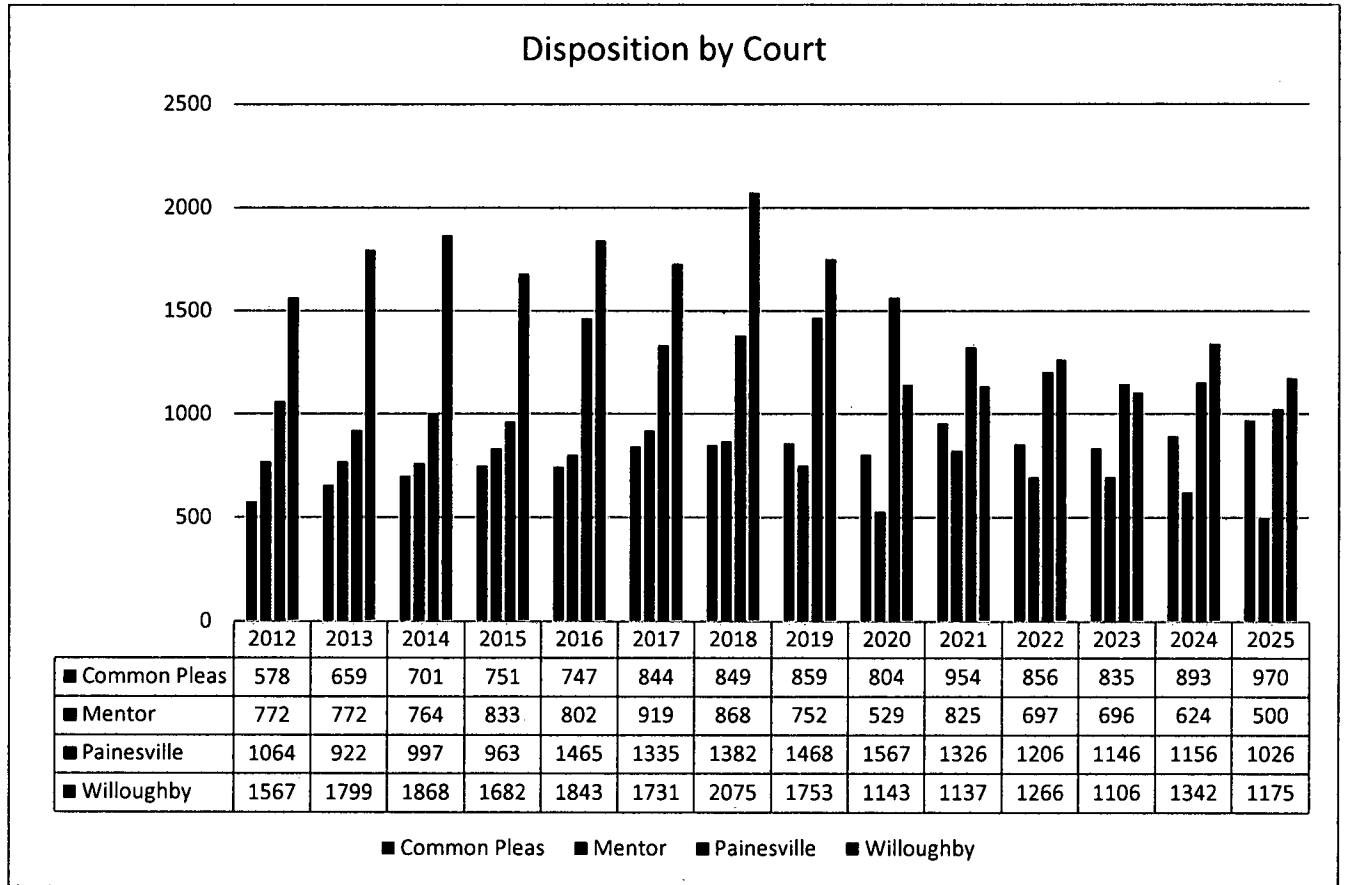
Dismissed Cases by Court (not including misdemeanor OVI)



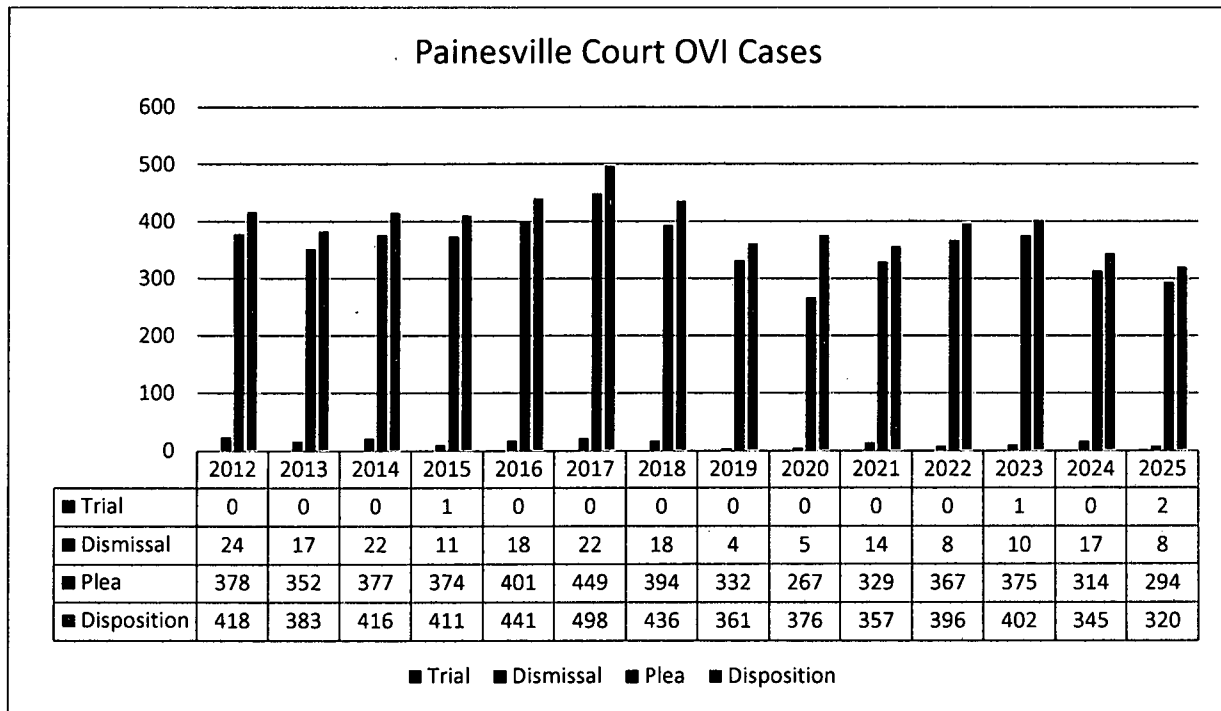
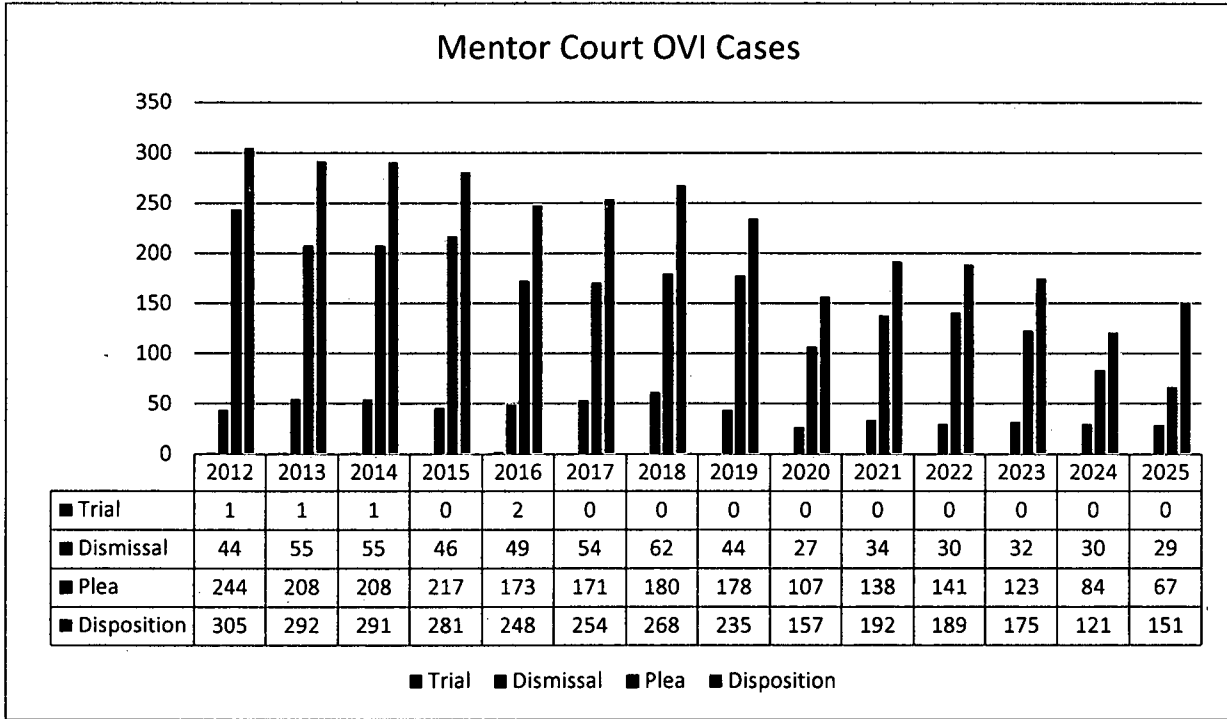
Plea Cases by Court (not including misdemeanor OVI)



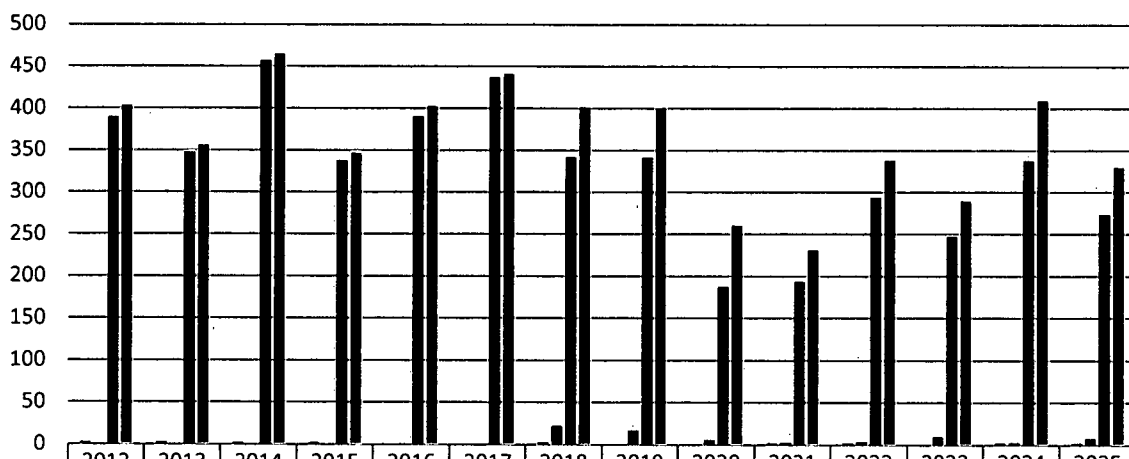
Disposition by Court (not including misdemeanor OVI)



Misdemeanor OVI By Court



Willoughby Court OVI Cases



	2012	2013	2014	2015	2016	2017	2018	2019	2020	2021	2022	2023	2024	2025
Trials	3	3	2	2	0	1	3	1	0	2	2	0	2	2
Dismissal	0	0	0	0	0	0	22	17	6	3	4	10	3	8
Pleas	390	348	457	338	391	437	342	342	188	194	294	248	338	274
Disposition	404	356	465	347	403	441	402	401	261	232	338	290	410	330

Trials
 Dismissal
 Pleas
 Disposition

The 2026 Lake County Criminal Justice Comprehensive Plan

The 2026 Lake County Criminal Justice Comprehensive Plan represents a normative, descriptive evaluation of the Lake County criminal justice system. The objective of the plan is to statistically outline the function of each criminal justice component regarding the processing and sanctioning of offenders. The main components covered in the plan include felony courts, the Lake County Adult Detention Facility, and the felony probation department.

The Ohio Bureau of Community Sanctions mandates that the comprehensive plan includes two sections detailing the County's efforts to build a sound community-based corrections program:

1. **Achieving State-Wide Goals** - summarizes the County's efforts to reduce prison and jail commitments by improving the local corrections programs.
2. **The Continuum of Sanctions** – presents the range of dispositional options currently available in the County.

*

The Continuum of Sanctions

How to meet these goals without jeopardizing the integrity of the criminal justice system while addressing the needs of the offender and providing public safety:

Demonstrate that the Lake County Community Corrections Planning Board will unify and coordinate services with available resources in the community.

The Lake County Adult Detention Facility has joined with community partners to provide needed services for incarcerated offenders. Currently Crossroads Health is providing services for the needs of inmates which include mental health and drug abuse services. Other valuable services such as Alcoholics Anonymous, Narcotics Anonymous, men and women's bible study, non-denominational church services, catholic church services, library services, GED programming, men's A.A. recovery programming, Easter programs, Stations of the Cross Easter Celebration, Christmas programs, sacrament of Reconciliation, and Women in Transition Through Support (W.I.T.T.S.) are available to offenders. For non-incarcerated offenders, we utilize the Lake County ADAMHS Board funded programs geared toward substance abuse, mental health, residential treatment, and sober living. For higher risk individuals, we could utilize N.E.O.C.A.P. for both males and females. All these programs collaborate with one another to provide the best level of care for offenders.

Programs address the identified needs of those they serve, particularly high-risk offenders, as indicated through the Ohio Risk Assessment System (ORAS).

All courts will utilize the Ohio Risk Assessment System to assess the risks and needs of offenders. In conjunction with ORAS, we utilize other assessment tools such as the SASSI, M-FAST, TOMM, SIRS, and IQ test. Agencies within the community utilize these tools to improve consistency between courts and to facilitate communication to ensure all needs are met.

Funds are being expended in a good faith effort to improve the quality and efficiency of the community corrections programs.

The Lake County Correction Planning Board utilized grant funds to reduce the prison and jail population for those who can be better served in the community. Additionally, the funds provided services for those who are under community control. Grant funded programs can fast track offenders into much needed services. When an incarcerated offender enters and completes the Jail Treatment Program, they are placed in continued care upon release, thus eliminating the need to reassess individuals. Lake County corrections programs strive to provide the best level of care and ensure services are readily available. We are fortunate that the Lake County ADAMHS Board is very progressive in their funding to the criminal justice community. One of the biggest hurdles that we face is funding for non-county residents. Over 52% of the crimes in Lake County last year were committed by non-residents and the Community Correction Act grants relieved some of the financial burden for the cost of services.

*

Services provided by organizations in the community are unified and/or coordinate to the greatest extent possible.

The Lake County Correction Planning Board has a strong relationship with the Lake County ADAMHS Board and has partnered with agencies in the community to provide services for offenders. Crossroads Health provides substance abuse counseling, mental health treatment, psychiatric services, and detox services for incarcerated offenders. They make referrals to various agencies in the community that will benefit the offender and link them with services based on their risk and needs. Agencies in the community coordinate services with offenders that best suit their needs and provide offenders with the opportunity to succeed. For example, The Lake Geauga Center operates numerous residential treatment facilities and collaborates with Crossroads Health to provide psychiatric services to offenders within the treatment facilities.

The Lake County Correction Board supports the efforts of the Courts to reduce the number of individuals incarcerated in local and state facilities.

The Lake County Corrections Board recognizes the need to utilize treatment and correction services in the community. We understand that services in prison are limited due to population size and that offenders have better responsivity while attending services in their community. We also understand that it often takes multiple attempts to achieve productive responsivity. Responsivity is more likely to occur when multiple levels of service are available within the community. However, with that said, we understand that we must maintain the fidelity of programs and the need to be mindful of when an offender is ready for change. We utilize programs in the community based on the offender's risk score and gender.

The Lake County Corrections Board supports their CBCF program called NEOCAP.

The Lake County Corrections Board utilizes NEOCAP for cognitive based therapy as well as substance abuse treatment. High risk offenders are typically less likely and/or willing to change their behaviors, primarily based on thinking errors. The Thinking for Change program at NEOCAP provides offenders with the opportunity to identify and examine the thinking and decision-making patterns that have contributed to their contact with the criminal justice system. NEOCAP also provides substance abuse programs for both males and females who are high risk offenders.

A Continuum of Sanctions will continue to be utilized by the Courts for probation violations. The Adult Probation Department utilizes Review Board Hearings as a method of a continuum of sanctions and the Courts utilize programing to deliver a higher level of care as well as relapse programs. This will need to be a key component to achieve our State goals to reduce the prison populations on probation violators.

Conclusion

Between 2010 and 2025, Lake County experienced notable changes across its criminal justice system that reflect shifts in offender demographics, drug trends, and offense patterns. During this period, the felony probation population increased by 29.15%, with the male population rising by 22.91% and the female population showing fluctuations consistent with the impact of heroin and fentanyl use.

A significant development during this timeframe was the continued rise in non-resident offenders entering Lake County. In 2025, 221 individuals from outside the county committed felony offenses compared to 219 county residents, meaning 50.22% of felony crimes were committed by non-residents. Of the 440 individuals placed on probation, 178 were Cuyahoga County residents, accounting for 59.54% of the probation caseload.

Offense trends also shifted. Property offenses decreased by 43% between 2010 and 2025, while drug offenses increased by approximately 20%, with a noticeable spike in 2017 during the height of the opioid epidemic. Violent offense categories demonstrated substantial increases, including a 344% rise in domestic violence cases since 2010 (with a decline in 2023 due to reclassification of strangulation), a 107% increase in sexual offenses, and a 215% increase in other violent offenses.

Drug testing data reflected similar changes. Heroin positives declined by 96% from 2015 to 2025, while amphetamine positives rose by 345% and marijuana positives increased by 96%, the latter likely influenced by the legalization of medical marijuana. Opiate positives declined by 85% due to changes in prescribing practices and the prevalence of fentanyl.

Throughout these changes, Lake County continued to expand and coordinate its continuum of sanctions. Collaboration with treatment providers, the Lake County ADAMHS Board, NEOCAP, and community partners allowed the county to address offender needs through mental health services, substance abuse treatment, residential programming, and evidence-based assessments such as ORAS. These partnerships helped maintain compliance with state mandates, improve service delivery, and provide structured responses for high-risk individuals.

The trends from 2010 through 2025 underscore the importance of ongoing coordination among agencies and continued support for community-based correctional programs. As the county faces increases in offender complexity, non-resident involvement, and substance-use-related behaviors, these collaborative efforts will remain essential to sustaining public safety and providing effective correctional interventions.

*

Major Trends (2010–2025)

- **Felony probation population increased 29.15%** over the 15-year period.
- **Male probationers increased 22.91%**, while female numbers fluctuated with heroin and fentanyl use trends.
- **African American felony probationers increased 76.43%**, compared to only a 2% growth in the county's African American population.
- **Non-resident offenders now make up over half of all felony offenders.**
 - In 2025, **221 non-residents** vs. **219 residents** committed felony crimes.
 - **59.54%** of all probationers (178 of 440) were Cuyahoga County residents.

Drug-Related Trends

- Pre-Sentence Investigations increased **32.5%**; drug/alcohol evaluations increased **49.8%**.
- Competency evaluations decreased **35%**.
- **Heroin positives dropped 96%** from 2015 to 2022.
- **Amphetamine positives increased 345%**, influenced by both methamphetamine and prescription use.
- **Marijuana positives increased 96%**, likely linked to legalization.
- **Opiate positives decreased 85%** due to reduced prescribing and fentanyl replacing traditional opiates.

Offense Category Trends

- **Domestic violence felony cases increased 344%** since 2010, with a drop in 2023 due to reclassification of strangulation.
 - **Sex offenses increased 107%**, driven by online activity and advanced investigations.
 - **Other violent offenses increased 215%**, including weapons and failure-to-comply offenses.
 - **Property offenses decreased 43%**.
 - **Drug offenses increased 20%**, with a spike in 2017 during the opioid epidemic.
-

*

System & Resource Trends

- Growing strain from **high-risk offenders** requiring NEOCAP placement and long-term treatment.
- **Over 52% of offenders are non-residents**, causing funding pressure on county resources.
- Strong collaboration continues between courts, ADAMHS Board, Crossroads Health, NEOCAP, and local agencies.
- Ongoing shift toward **community-based corrections**, evidence-based risk assessments, and treatment-focused responses.

Funding & Resource Impact

- Community Corrections Act grants have become essential to offset service costs for non-county residents (who make up more than half of offenders).

- ADAMHS-funded programs continue to expand access to mental health, substance use, and residential services.

Key Takeaway Message

Lake County is experiencing rising demands — especially from non-resident offenders and drug-related crime cycles — but continues to meet state requirements and strengthen outcomes through a coordinated treatment-focused approach, strong inter-agency collaboration, and robust use of evidence-based tools.
